

The wet and dry vacs for all kinds of purposes.

Whether dry or moist dirt, coarse, fine or fluid – it makes no difference to Kärcher wet and dry vacs. The new generation of vacuums shines with its improved convenience of use and numerous new ideas for working efficiently, e.g. automatic cable rewind, automatic filter cleaning, a larger container and more vacuum power. Kärcher guarantees the right machine for every need.



1 The new entry-level range – not only for beginners

With up to 1400 W max. power, a larger container and improved convenience of use – e.g. with a blower function – the machines of the new entry-level range are low-cost aides for indoors and outdoors. Of course of the top quality one can expect of Kärcher.

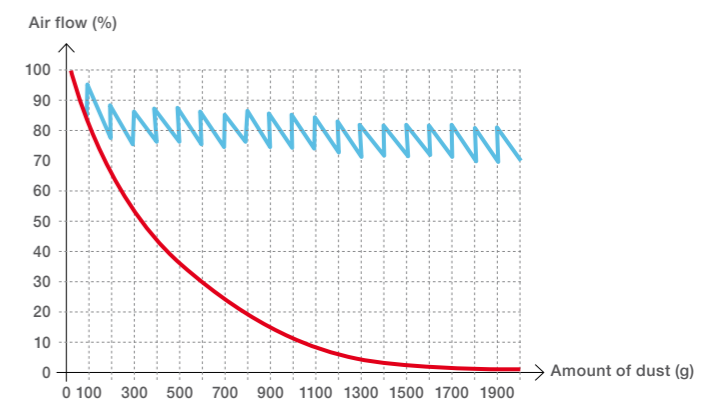
2 Simply the best

The new machines of the medium-duty, comfort, and top range provide everything one needs for easily taking on everyday challenges, both small and large. With new featured equipment such as automatic filter cleaning, automatic cable rewind and innovative accessory storage they ensure optimal convenience of use and, with a power rating of up to 1800 W, are at the same time the most powerful machines on the market.

3 Automatic filter cleaning

The protruding automatic filter cleaning by an impulse air stream is now included in some machines of the new comfort and top ranges. The nano-coated cartridge filters – exclusively from Kärcher – can be cleaned quickly and easily by the touch of a button. The suction power is restored within a few seconds. In this way one saves valuable time, does not come into contact with dirt, and the suction power stays high.

Comparison of suction power with and without Kärcher automatic filter cleaning:



— With automatic filter cleaning and nano-coated cartridge filters
 — Without automatic filter cleaning and with standard cartridge filter



Table of contents – Wet and dry vacuum cleaners

Overview of machines	Page 78
Product consultant	Page 79
Entry-level	Page 80
Medium-level	Page 82
Comfort-level	Page 84
Top-level	Page 86
Spray extraction cleaners	Page 88
Accessories	Page 90

Overview of machines.

The right machine for every need.

Home cleaning

Home cleaning

		Max. rating (W)	Air flow rate (l/s)	Vacuum (mbar)	Container size (l)	Suction hose (m)	Power cable (m)	Wet and dry suction nozzle	Cartridge filter	Flat pleated filter	Filter bag	Crevice nozzle	Suction tube	Coarse dirt kit (60 mm)	Flexible tool hose (1 m) for applications with power tools	Adapter for connecting to power tools	Filter cleaning	Parking position	Blower function	Automatic cable rewind	Power outlet with autom. on/off switch	Power control	Practical hose and accessory storage	Comfortable 3 in 1 handle	Page
Entry-level																									
	WD 2.200	1200	65	170	12	1.9	4	Clips	-	-	Paper	■	Plastic	-	-	-	-	-	-	-	-	-	-	-	80
	WD 3.200	1400	68	210	17	2	4	Clips	Standard	-	Paper	■	Plastic	-	-	-	-	■	■	-	-	-	-	-	80
	WD 3.300 M	1400	68	210	17	2	4	Clips	Standard	-	Paper	■	Plastic	-	-	-	-	■	■	-	-	-	-	-	80
	WD 3.500 P	1400	68	210	17	2	4	Clips	Standard	-	Paper	■	Plastic	-	-	■	-	■	■	-	■	-	-	-	80
	A 2003	1200	65	170	12	1.9	4	Clips	-	-	Paper	■	Plastic	-	-	-	-	-	-	-	-	-	-	-	81
	A 2004	1400	68	210	12	1.9	4	Clips	Standard	-	Paper	■	Plastic	-	-	-	-	-	-	-	-	-	-	-	81
	A 2054	1400	68	210	12	1.9	4	Clips	Standard	-	Paper	■	Plastic	-	-	-	-	-	-	-	-	-	-	-	81
Medium-level																									
	WD 4.200	1400	68	210	25	2.2	5	Clips	Standard	-	Paper	■	Plastic	-	-	-	-	■	■	-	-	-	-	-	82
	WD 5.200 M	1600	75	220	25	2.2	5	Clips	Standard	-	Paper	■	Plastic	-	-	-	-	■	■	-	-	-	-	-	82
	WD 5.200 MP	1600	75	220	25	2.2	5	Clips	Standard	-	Paper	■	Plastic	-	-	■	-	■	■	-	■	■	-	-	82
	A 2204	1400	68	210	18	1.9	5	Clips	Standard	-	Paper	■	Plastic	-	-	-	-	■	-	-	-	-	-	-	83
	A 2254 Me	1400	68	210	18	1.9	5	Clips	Standard	-	Paper	■	Plastic	-	-	-	-	■	-	-	-	-	-	-	83
Comfort-level																									
	WD 5.300	1600	75	220	25	2.2	6	change-over	Nano	-	Paper	■	Stainl. steel	-	-	-	auto-matic	■	■	-	-	-	-	-	84
	WD 5.300 M	1600	75	220	25	2.2	6	change-over	Nano	-	Paper	■	Stainl. steel	■	-	-	auto-matic	■	■	-	-	-	-	-	84
	WD 5.400	1800	80	230	25	2.2	6	change-over	Standard	-	Paper	■	Plastic	-	-	-	-	■	■	-	-	-	-	-	84
	A 2504	1600	75	220	25	1.9	5	change-over	Standard	-	Paper	■	Plastic	-	-	-	-	■	-	-	-	-	-	-	85
	A 2604	1800	80	230	25	1.9	5	change-over	Standard	-	Paper	■	Plastic	-	-	-	-	■	-	-	-	-	-	-	85
	A 2654 Me	1800	80	230	25	1.9	5	change-over	Standard	-	Paper	■	Plastic	-	-	-	-	■	-	-	-	-	-	-	85
Top-level																									
	WD 5.500 M	1800	80	230	30	2.2	6	change-over	Nano	-	Paper	■	Stainl. steel	-	-	-	auto-matic	■	■	-	-	-	-	-	86
	WD 5.600 MP	1800	80	230	30	2.2	6	change-over	Nano	-	Paper	■	Stainl. steel	■	■	■	auto-matic	■	■	-	■	■	-	-	86
	A 2656 X Plus	1800	80	230	25	1.9	7.5	change-over	Standard	-	Paper	■	Plastic	■	-	-	-	■	-	-	-	-	-	-	86
	A 2701	1200	68	200	18	2	5	change-over	-	■	Paper	■	Plastic	-	-	-	mechanical	-	-	-	-	-	-	-	87
	A 2731 pt	1200	68	200	18	3.5	7	change-over	-	■	Paper	■	Plastic	-	■	■	mechanical	-	-	-	■	-	-	-	87
	A 2801 Plus	1400	78	220	25	2	6	change-over	-	■	Paper	■	Telescope	■	-	-	mechanical	-	-	-	■	-	-	-	87

		Air flow rate (l/s)	Vacuum (mbar)	Container capacity (l)	Motor rating (W)	Spray suction hose (m)	Two 0.5 metre spray extraction tubes	Spray ex nozzle with hard surface adapter	Washer nozzle for upholstery cleaning	Upholstery nozzle	Floor nozzle	Crevice nozzle	Filter bag	Eco flat pleated filter	Foam filter element	RM 519	Page
Spray extraction cleaners																	
	SE 2001	74	200	5/6	1400	2	■	■	-	-	-	-	-	■	-	■	88
	SE 3001	74	200	5/6	1400	2	■	■	-	■	changeover	■	Paper	■	-	■	88
	SE 4001	70	210	4/4	1400	2	■	■	-	■	Clips	■	Paper	-	■	■	89
	SE 4002	70	210	4/4	1400	2	■	■	■	■	Clips	■	Paper	-	■	■	89

■ Included in delivery package. ■ NEW



Car Care Dust, crumbs, pebbles, leaves, animal hair, other types of dirt...	House and Yard Dust, crumbs, dirt, leaves, sand, ash, animal hair...	Renovation Drilling dust, respirable dust, plaster dust, construction dirt, styrofoam	Workshop Swarf, sawdust, wood chips, shavings	Outdoor Dust, dirt, leaves, grit, sand...	Vacuuming Liquids Water, moisture, beverages, rainwater
---------------------------------------------------------------------------------------	--------------------------------------------------------------------------------	-------------------------------------------------------------------------------------------------	---------------------------------------------------------	-----------------------------------------------------	-------------------------------------------------------------------

Machines	Car Care	House and Yard	Renovation	Workshop	Outdoor	Vacuuming Liquids
WD 2.200	■	■	■	■	■	■
WD 3.200	■■	■■	■■	■■	■■	■■
WD 3.300 M	■■	■■	■■	■■	■■	■■
WD 3.500 P	■■	■■	■■	■■■	■■	■■
WD 4.200	■■	■■	■■	■■	■■	■■■
WD 5.200 M	■■■	■■■	■■	■■	■■■	■■■
WD 5.200 MP	■■■	■■■	■■	■■■	■■■	■■■
WD 5.300	■■■	■■■	■■■	■■■	■■■	■■■
WD 5.300 M	■■■	■■■	■■■	■■■	■■■■	■■■
WD 5.400	■■■■	■■■■	■■	■■	■■■	■■■
WD 5.500 M	■■■■	■■■■	■■■■	■■■■	■■■	■■■■
WD 5.600 MP	■■■■	■■■■	■■■■	■■■■■	■■■	■■■■

■ = suited ■■ = well suited ■■■ = very well suited ■■■■ = perfect

Power tool application:
■ = suited ■■ = well suited ■■■ = very well suited ■■■■ = perfect

You will find the extensive range of original Kärcher accessories on pages 90-96.

The new entry-level range – compact, practical, versatile.

The new entry-level range is equipped with impressive new features that meet the highest standards. These include the blower function, the larger container, the convenient parking position and easy stowage of suction tube and floor nozzle. The special cartridge filter that only Kärcher includes in the standard equipment makes wet and dry vacuuming without changing the filter possible.



Blown away
The practical blower function can be used (as of model WD 3.200) wherever vacuuming is not possible. In this way e.g. leaves can be blown out of a gravel pit.



Convenient and time-saving
Regardless of whether fluids or dry dirt – the special cartridge filter makes wet and dry vacuuming without changing the filter possible.



Convenient temporary parking
Ideal for breaks: the parking position for quick and convenient stowage of suction tube and floor nozzle directly on the machine.




Clean as a whistle
Power outlet with automatic on/off control. When connecting power tools dust can be directly vacuumed as soon as it comes about.



Easy to open
The containers can be easily opened and closed with the "pull & push" system developed by Kärcher.



Everything ready for use
Practical holders on the vacuum keep the standard accessories and suction hose securely stored and always ready for use.



- Robust plastic container
 - Foam filter
 - Practical accessory holder on the machine
- Robust plastic container
 - Blower function
 - Parking position
- Stainless steel container
 - Blower function
 - Parking position
- Power outlet with automatic on/off control for applications with power tools
 - Blower function
 - Parking position
- Robust plastic container
 - Foam filter
 - Available by June 2010
- Robust plastic container
 - Cartridge filter
- Corrosion-free stainless steel container (Me = metal)

Technical data					Technical data				
Max. rating	W	1200	1400	1400	1400	W	1200	1400	1400
Vacuum	mbar	170	210	210	210	mbar	170	210	210
Air flow	l/s	65	68	68	68	l/s	65	68	68
Container	l	12, Plastic	17, Plastic	17, Stainless steel	17, Plastic	l	12	12	12
Power cable	m	4	4	4	4	m	4	4	4
Standard accessory ID	mm	35	35	35	35	mm	35	35	35
Weight	kg	4.6	5.4	5.8	5.7	kg	5	5	5.3
Dimensions (L x W x H)	mm	370 x 340 x 430	390 x 340 x 505	390 x 340 x 520	390 x 340 x 505	mm	370x340x440	370x340x440	370x340x480

Equipment					Equipment				
Suction hose		1.9 m	2 m	2 m	2 m	1.9 m	1.9 m	1.9 m	
Suction tubes 2 x 0.5 m		Plastic	Plastic	Plastic	Plastic	■	■	■	
Wet and dry floor nozzle		Clips	Clips	Clips with 2 rubber and 2 brush inserts	Clips with 2 rubber and 2 brush inserts	Clips	Clips	Clips	
Crevice nozzle		■	■	■	■	■	■	■	
Filter bag		Paper	Paper	Paper	Paper	Paper	Paper	Paper	
Cartridge filter		-	Standard	Standard	Standard	-	■	■	
Blower function		-	■	■	■	-	-	-	
Parking position		-	■	■	■	-	-	-	
Order No.		1.629-550.0	1.629-600.0	1.629-650.0	1.629-680.0	1.629-120.0	1.629-100.0	1.629-300.0	

■ Included in delivery package.

The new medium-duty range – with real class.

Up to 1600 W max. power rating and equipped with many new product features of the comfort range – for improved efficiency and time-savings: the automatic cable rewind of the WD 4.200, the new storage system for stowing the suction hose in a minimum of space, the practical parking position for work breaks, the patented 3 in 1 handle starting at WD 5.200 M as well as larger containers and a new flat cartridge filter for a higher wet vacuuming capacity.



Kärcher, and no one else...

The special cartridge filter for wet vacuuming makes a filter change unnecessary and saves a lot of time. Together with the larger containers this results in a considerably higher wet and dry vacuuming capacity.



Nice and tidy

Practical and versatile: the hose, cable and other accessories are quickly stowed in a minimum of space in the new storage system.



Easily wound

The automatic cable rewind of the WD 4.200 makes it easy and quick to stow it away at the touch of a button.



Three times as good

The exclusive 3 in 1 handle makes it possible to conveniently carry the machine as well as open, close and empty the container.



Provides its own ample wind

The medium range machines feature a blower function. This makes it possible to clear up foliage easily, for example.



Easy to adjust

The blower function level can be easily set with the integrated slide control.



Storage of accessories

Accessories can easily be stored on the machine.



WD 4.200

- Automatic cable rewind
- Blower function
- Practical hose and accessory storage



WD 5.200 M

- Comfortable 3 in 1 handle
- Blower function
- Practical hose and accessory storage



WD 5.200 MP

- Power outlet with automatic on/off control for applications with power tools
- Blower function
- Power control



A 2204

- Robust plastic container
- Accessory storage



A 2254 Me

- Corrosion-free stainless steel container (Me = metal)
- Blower function
- Available by June 2010

Technical data

Max. rating	W	1400	1600	1600	W	1400	1400
Vacuum	mbar	210	220	220	mbar	210	210
Air flow	l/s	68	75	75	l/s	68	68
Container	l	25, Plastic	25, Stainless steel	25, Stainless steel	l	18	18
Power cable	m	5	5	5	m	5	5
Standard accessory ID	mm	35	35	35	mm	35	35
Weight	kg	7.5	8.1	8.4	kg	6.7	6.9
Dimensions (L x W x H)	mm	450 x 375 x 600	450 x 375 x 650	450 x 375 x 650	mm	430 x 380 x 490	430 x 380 x 490

Equipment

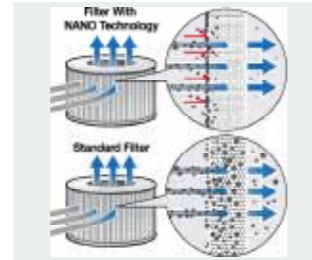
Suction hose	2.2 m	2.2 m	2.2 m	1.9 m	1.9 m
Suction tubes 2 x 0.5 m	Plastic	Plastic	Plastic	Plastic	Plastic
Wet and dry floor nozzle	Clips with 2 rubber and 2 brush inserts	Clips with 2 rubber and 2 brush inserts	Clips with 2 rubber and 2 brush inserts	Clips	Clips
Crevice nozzle	■	■	■	■	■
Filter bag	Paper	Paper	Paper	Paper	Paper
Cartridge filter	Standard	Standard	Standard	Standard	Standard
Blower function	■	■	■	■	■
Parking position	■	■	■	-	-
Automatic cable rewind	■	-	-	-	-
Hose and accessory storage	■	■	■	-	-
Order No.	1.347-700.0	1.347-800.0	1.347-811.0	1.723-100.0	1.723-300.0

■ Included in delivery package.

You will find the extensive range of original Kärcher accessories on pages 90-96.

The new comfort range – for sophisticated demands.

No contact with dust and full suction power within seconds – in the comfort range the protruding automatic filter cleaning means you do not need to tap the filter, and work in general is made considerably more efficient and convenient. Also new and available exclusively at Kärcher: the nano-coated cartridge filter. For even longer lasting suction power and higher dust retention even of the finest dust. Even daunting challenges can be easily mastered with a maximum power rating of up to 1800 W and numerous new features.



Automatically clean

Quick, simple and convenient – the protruding automatic filter cleaning by the touch of a button. An impulse air stream carries the dirt into the container.

No filter bag is required; not even for large amounts of fine dust. The filter cleaning display indicates when the cartridge filter needs to be cleaned.

Nano-coated cartridge filter

Convincing advantages: the filter stays cleaner for a longer period of time, the dust retention rate is higher and dust stays where it belongs.

Tidiness ensured

Very practical: the hose, tubes, cable and accessories can variably be stowed on the machine to save space.

Well organised

There is a practical tray for keeping tools, screws, wall plugs, etc. at hand.

Provides it own ample wind

The medium range machines feature a blower function. This makes it possible to clear up foliage easily, for example.



WD 5.300

- Automatic filter cleaning
- Nano-coated cartridge filter
- Practical hose and accessory storage



WD 5.300 M

- Automatic filter cleaning
- Nano-coated cartridge filter
- Coarse dirt kit



WD 5.400

- Turbovac with 1800 W
- Blower function
- Practical hose and accessory storage



A 2504

- Robust plastic container
- Blower function



A 2604

- Robust plastic container
- Blower function
- Turbovac with 1800 W
- Available by June 2010



A 2654 Me

- Corrosion-free stainless steel container (Me = metal)
- Turbovac with 1800 W
- Available by June 2010

Technical data

	W	1600	1600	1800	W	1600	1800	1800
Max. rating	W	1600	1600	1800	W	1600	1800	1800
Vacuum	mbar	220	220	230	mbar	220	230	230
Air flow	l/s	75	75	80	l/s	75	80	80
Container	l	25, Plastic	25, Stainless steel	25, Plastic	l	25	25	25
Power cable	m	6	6	6	m	5	5	5
Standard accessory ID	mm	35	35 / 60	35	mm	35	35	35
Weight	kg	7.9	8.4	8.7	kg	7.2	8.2	8.6
Dimensions (L x W x H)	mm	450 x 375 x 655	450 x 375 x 650	450 x 375 x 655	mm	430 x 380 x 555	430 x 380 x 555	430 x 380 x 555

Equipment

Suction hose (35mm/ 60mm)	2.2 m/-	2.2 m/2 m	2.2 m/-	1.9 m/-	1.9 m/-	1.9 m/-
Suction tubes 2 x 0.5 m (35mm / 60mm)	Stainless steel/-	Stainless steel/Plastic	Plastic/-	Plastic	Plastic	Plastic
Wet and dry floor nozzles / coarse dirt nozzle	changeover/-	changeover/■	changeover/-	changeover/-	changeover/-	changeover/-
Crevice nozzle	■	■	■	■	■	■
Filter bag	Paper	Paper	Paper	Paper	Paper	Paper
Cartridge filter	Nano-coated	Nano-coated	Standard	Standard	Standard	Standard
Blower function	■	■	■	■	■	■
Parking position	■	■	■	-	-	-
Automatic filter cleaning with filter cleaning display	■	■	-	-	-	-
Hose and accessory storage	■	■	■	-	-	-
Order No.	1.347-830.0	1.347-840.0	1.347-850.0	1.723-400.0	1.723-700.0	1.723-800.0

■ Included in delivery package.

You will find the extensive range of original Kärcher accessories on pages 90-96.

The top class – work like the professionals.

Optimally equipped for all jobs: our top-range machines with a full 1800 W maximum power rating, large 30-l container and the protruding automatic filter cleaning feature impressive suction power, convenience of use and tremendous versatility. Whether large amounts of fine dust, stubborn coarse dirt or litres of water – all small and large jobs can be mastered with the machines of the top range. By the way, only Kärcher provides machines with such a full range of equipment.



Flexible and dust-free

Power outlet with automatic on/off control on the WD 5.600 MP. When connecting power tools dust can be vacuumed as soon as it comes about. The tool hose makes additional flexibility possible.

Vacuuming without limits

Working in comfort: no constant interruptions due to the large 30-l container and nano-coated cartridge filter. The practical drain screw saves you time and energy.

Flexible suction power

The suction power of WD 5.200 MP and WD 5.600 MP can be adjusted for both standard vacuuming and vacuuming with the use of power tools.

Automatically clean

Quick, simple and convenient – the protruding automatic cartridge filter cleaning by the touch of a button. An impulse air stream carries the dirt into the container.



WD 5.500 M

- Automatic filter cleaning
- Automatic cable rewind
- Nano-coated cartridge filter

WD 5.600 MP

- Automatic filter cleaning
- Power outlet with automatic on/off control for applications with power tools including 1 m of flexible tool hose
- Power control

A 2656 X Plus

- Robust bumper
- Removable metal container for easy emptying
- Including coarse dirt accessories

Technical data

	W	1800	1800	1800
Max. rating	W	1800	1800	1800
Vacuum	mbar	230	230	230
Air flow	l/s	80	80	80
Container	l	30, Stainless steel	30, Stainless steel	25
Power cable	m	6	6	7.5
Standard accessory ID	mm	35	35 / 60	35
Weight	kg	9.0	9.3	13.1
Dimensions (L x W x H)	mm	450 x 375 x 690	450 x 375 x 690	525 x 385 x 555

Equipment

Suction hose (35 mm / 60mm)	2.2 m/-	2.2 m/2 m	1.9/2 m
Suction tubes 2 x 0.5 m (35 mm / 60mm)	Stainless steel/-	Stainless steel/Plastic	Plastic/Plastic
Wet and dry floor nozzle / coarse dirt nozzle	changeover/-	changeover/■	changeover/■
Crevice nozzle	■	■	■
Filter bag	Paper	Paper	Paper
Cartridge filter	Nano-coated	Nano-coated	Standard
Blower function	■	■	-
Parking position	■	■	-
Automatic filter cleaning with filter cleaning display	■	■	-
Hose and accessory storage	■	■	-
Drain screw	■	■	-
Order No.	1.347-900.0	1.347-920.0	1.723-810.0

■ Included in delivery package.

The A 2701, A 2731 pt and A 2801 Plus models all feature an eco flat pleated filter system. This professional solution makes it possible to switch between wet and dry vacuuming without changing the filter. The full capacity of the dirt container is used since the filter does not extend into the container.



Eco flat pleated filter system

Dry and wet dirt can be vacuumed with the eco flat pleated filter. The filter saves space and can be checked and replaced through a flap.

Manual filter cleaning

When the user actuates the practical handle on the machine, dust and dirt are removed from the filter – full performance is then again available.

Easily wound

The self-winding power cord of the A 2801 plus makes it easy and quick to stow it away at the touch of a button.

For every surface

Changeover wet and dry floor nozzle for effortless vacuuming of carpets and hard floors.



A 2701

- Robust plastic container



A 2731 pt

- Power outlet with automatic on/off control
- 1.0 m flexible tool hose and adapter for connecting electric tools



A 2801 Plus

- Telescopic suction tube
- Automatic cable rewind
- Coarse dirt accessories

Technical data

	W	1200	1200	1400
Max. rating	W	1200	1200	1400
Vacuum	mbar	200	200	220
Air flow	l/s	68	68	78
Container	l	18	18	25
Power cable	m	5	7	6
Standard accessory ID	mm	35	35	35 / 60
Weight	kg	6	6.5	7
Dimensions (L x W x H)	mm	390 x 290 x 490	390 x 290 x 490	390 x 290 x 570

Equipment

Suction hose (ID 35 / ID 60)	2 m/-	3.5 m/-	2 m/2 m
Suction tubes, 2 x 0.5 m (ID 35 / ID 60)	■/-	■/-	-/■
Telescopic suction tube	-	-	■
Wet and dry floor nozzle / coarse dirt nozzle	changeover/-	changeover/-	changeover/■
Crevice nozzle	■	■	■
Car vacuuming nozzle	-	■	■
Filter bag	Paper	Paper	Paper
Eco flat pleated filter	-	■	■
Manual filter cleaning	■	■	■
Order No.	1.347-101.0	1.347-201.0	1.347-401.0

■ Included in delivery package.

You will find the extensive range of original Kärcher accessories on pages 90-96.

Spray extraction cleaners – for thorough cleaning results.

Kärcher spray extraction cleaners provide fibre-deep and thorough cleaning of carpets, upholstery, mattresses and textile hangings. The cleaning solution is sprayed into the carpet under pressure and vacuumed away together with the dissolved dirt. This process ensures thorough removal of grease, dirt and odours.



Standard equipment includes hard surface adapter for streak-free cleanliness on natural stone, tiles, linoleum and synthetic floors.



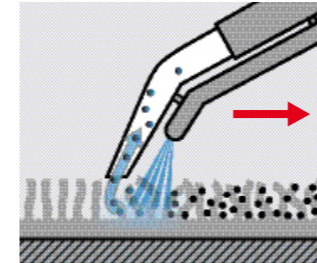
Ideal for allergy sufferers The potential for triggering allergies is considerably reduced with the Anti-Allergy carpet cleaner. The subsequent application of Care Tex provides protection against further soiling while straightening out the fibres.



Hygienically clean The spray extraction cleaners are best suited for those with allergies and households with animals. In other words, in all those places where special importance is attached to hygiene.



Removable fresh water tank Makes it possible to fill and empty the tank without opening the machine. The container is also shockproof and translucent, making it possible to monitor the water level at all times.



Spray extraction principle A mixture of water and cleaning agent is sprayed on to the surface and immediately vacuumed away.

WATER STOP Suction is stopped automatically as soon as the maximum water level is reached.



Three times as good The exclusive 3-in-1 handle makes it possible to conveniently carry the machine as well as open, close and empty the container.



Carpets can be walked on again in no time The special spray-ex nozzle and RM 519 carpet cleaner agent ensure carpets dry faster – by up to 50% and can be walked on sooner



SE 2001

- High tank capacity thanks to Eco flat pleated filter
- Designed for wet pickup



SE 3001

- High tank capacity thanks to Eco flat pleated filter
- Versatile applications

SE 4001

- Big, detachable fresh water tank
- Spray-ex floor nozzle: carpet dries 50% faster
- Versatile applications



SE 4002

- 2-in-1 Comfort System: integrated spray extraction hose
- Spray-ex floor nozzle: carpet dries 50% faster
- Plus upholstery spray-ex nozzle for deep cleaning of upholstery



Technical data

Air flow rate	l/s	74	74	l/s	70	70
Vacuum	mbar	200	200	mbar	210	210
Tank fresh/dirt water	l	5/6	5/6	l	4/4	4/4
Max. motor rating, fan/pump	W	1400/40	1400/40	W	1400/40	1400/40
Working width	mm	230	230	mm	230	230
Spray rate	l/min	1	1	l/min	1	1
Spray pressure	bar	1	1	bar	1	1
Length of cord access.	m	5	5	m	7.5	7.5
Weight without access.	kg	7	7	kg	8	8
Dimensions (L x W x H)	mm	370x290x470	370x290x470	mm	385x385x500	385x385x500

Equipment

Spray extraction hose with handle	2 m	2 m	2 m	2 m
2 x 0.5 m spray extraction tubes	■	■	■	■
Spray ex nozzle with hard surface adapter	■	■	■	■
Floor nozzle	-	changeover	Clips	Clips
Crevice nozzle and upholstery nozzle	-/-	■/■	■/■	■/■
Filter bag and Eco flat pleated filter	-/■	Paper/■	Paper/-	Paper/-
Foam filter element	-	-	■	■
RM 519	■	■	■	■
Order No.	1.081-400.0	1.081-121.0	1.081-130.0	1.081-140.0

■ Included in delivery package.

Customised cleanliness.

Kärcher offers a broad range of useful wet and dry vacuum accessories for daily use. From the right suction nozzle and the matching hose to special filter systems, all components have been optimised to be part of an integral overall system. Kärcher wet and dry vacuum cleaners meet the specific requirements of a given field of application and guarantee a perfect appearance in all areas.



1 Ash filter / coarse dirt filter

Fireplaces, sauna ovens or barbecue grills are prone to be soiled by ashes. These can be easily removed using a Kärcher wet and dry vacuum cleaner with ash filter. The ash filter retains the coarse dirt so that only fine dust reaches the paper dust bag. After use, the ash filter can be easily emptied and washed with water.

2 Car interior cleaning kit

This extensive set of accessories enables you to clean all interior surfaces of the car. The set contains all tools required to clean all interior elements such as seats, interspaces, sensitive dashboard elements, etc.

3 Micro suction kit

Micro-equipment can be used to clean places that are difficult to reach. The set is also suitable for elements which require special care. It can be used for gently cleaning sensitive objects and small parts.

Accessory sets and suction nozzles.



Exceptionally practical and versatile: The extensive line of optional accessories enables wet and dry vacuum cleaners to be used almost everywhere. Car interiors, for example, can be cleaned to perfection with the car interior cleaning kit.



Car interior cleaning kit.



Coarse dirt kit.



Household vacuuming kit.

	Order No.	Size	Description	A 2003	A 2004	A 2054 Me	A 2204	A 2254 Me	A 2504	A 2604	A 2654 Me	A 2656 X Plus	A 2701	A 2731 pt	A 2801 Plus	WD 2.200	WD 3.300 M	WD 3.500 P	WD 4.200	WD 5.200 M	WD 5.200 MP	WD 5.300	WD 5.300 M	WD 5.400	WD 5.500 M	WD 5.600 MP	SE 2001	SE 3001	SE 4001	SE 4002						
Accessory kits																																				
	1	2.863-153.0	ID 35	Contents: 1-metre flexible suction hose, micro crevice tool and micro dusting brush for cleaning difficult-to-reach areas and items where special care is needed, e.g. TV and hifi equipment, computers, arts/crafts, model making and other electronic components.																																
	2	2.863-112.0	-	Flexible tool hose (1 m) and adapter for connecting the hose to power tools (e.g. jig saw, planer, etc.). Dirt that comes about while working can be directly vacuumed away.																																
	3	2.862-128.0	ID 35	A full set of accessories for all cleaning jobs in the car: 1.5-metre extension hose, extra-long crevice nozzle (350 mm), car vacuuming nozzle, suction brush with soft bristles, suction brush with hard bristles, window cloth, all-purpose microfibre cloth, cleaning guide.																																
	4	2.637-945.0	ID 60	A full set of accessories for all types of coarse dirt, e.g. wood chips: 2.0-metre suction hose, 2 x 0.5 m suction tubes, crevice nozzle, bulk waste nozzle, adapter.																																
	5	2.638-510.0	ID 35	Extensive accessory kit for all household cleaning tasks: changeover dry vacuuming nozzle, crevice nozzle, upholstery nozzle and adapter included for use with ID 37.																																
	6	2.638-096.0	ID 35	Extensive accessory kit for all household cleaning tasks: changeover dry vacuuming nozzle, crevice nozzle, upholstery nozzle. Adapter included for use with ID 37, 2 m suction hose, 2 suction tubes (0.5 m each).																																
	7	2.638-204.0	ID 35	A full set of accessories for all cleaning jobs in the car and hobby workshop: 3.5-metre suction hose, crevice nozzle, upholstery nozzle, car cleaning nozzle, reducer 37 to 35 mm. Adapter for connecting portable power tools.																																
Vacuuming tools																																				
	8	2.863-113.0	ID 35	Can be used universally on carpets and hard floors. Also suitable for picking up liquids.																																
	9	2.863-204.0	ID 35	Can be used universally for textile floor surfaces and hard floor surfaces, also for vacuuming liquids. Some machines include an additional device for hooking the nozzle in the parking position.																																
	10	2.863-144.0	ID 35	Ideal for cleaning difficult-to-reach areas, e.g. in-between seats and side pockets in cars etc.																																
	11	2.863-145.0	ID 35	For fast and easy vacuuming of car seats, carpeted areas, luggage compartment and footwells.																																
	12	2.863-146.0	ID 35	For thoroughly cleaning upholstery and carpets in the car. Caked dirt can be easily removed.																																
	13	2.863-147.0	ID 35	For gently cleaning sensitive surfaces in the car, e.g. dashboard.																																
	14	2.863-150.0	ID 35	For gently vacuuming upholstered furniture and car seats.																																
	15	2.903-001.0	ID 35	Practical nozzle with air-driven, rotating brush. Cleans upholstery and textile surfaces. Ideal for getting rid of animal hair. Working width 160 mm.																																

■ Included in delivery package. □ Optional accessories. ■ NEW

Special applications.



Special application problems require specific solutions. For example a Kärcher ash filter made of high-grade metal can be used to clean fireplaces, wood ovens and grills. The 3.5 m hose extension, which provides optimal freedom of movement, is especially practical.









Ash filter.



3.5 m extension suction hose.



Extension suction tube.

	Order No.	Size	Description	A 2003	A 2004	A 2054 Me	A 2204	A 2254 Me	A 2504	A 2604	A 2554 Me	A 2654 Me	A 2656 X Plus	A 2701	A 2731 pt	A 2801 Plus	WD 2.200	WD 3.200	WD 3.300 M	WD 3.500 P	WD 4.200	WD 5.200 M	WD 5.200 MP	WD 5.300	WD 5.300 M	WD 5.400	WD 5.500 M	WD 5.600 MP	SE 2001	SE 3001	SE 4001	SE 4002																																			
Special applications																																																																			
 1	Coarse dirt/ash filter, Basic	1	2.863-139.0	–	Contents: 20 l container and 1 m flexible metal suction hose. For the cleaning of fireplaces, grills, and sauna stoves. Also suitable for picking up coarse dirt and debris. Suitable for all consumer wet and dry vacuum cleaners.																																	1	<input type="checkbox"/>	<input type="checkbox"/>	<input type="checkbox"/>	<input type="checkbox"/>	<input type="checkbox"/>	<input type="checkbox"/>	<input type="checkbox"/>	<input type="checkbox"/>	<input type="checkbox"/>	<input type="checkbox"/>	<input type="checkbox"/>	<input type="checkbox"/>	<input type="checkbox"/>	<input type="checkbox"/>	<input type="checkbox"/>	<input type="checkbox"/>	<input type="checkbox"/>	<input type="checkbox"/>	<input type="checkbox"/>	<input type="checkbox"/>	<input type="checkbox"/>	<input type="checkbox"/>	<input type="checkbox"/>	<input type="checkbox"/>	<input type="checkbox"/>	<input type="checkbox"/>	<input type="checkbox"/>	<input type="checkbox"/>	<input type="checkbox"/>
 2	Coarse dirt/ash filter, Premium	2	2.863-161.0	–	Contents: 20 l container and 1 m flexible metal suction hose and fine-mesh filter which retains very fine dust. For fireplaces, barbecues, sauna stoves and coarse dirt. Suitable for all consumer wet and dry vacuum cleaners.																																	2	<input type="checkbox"/>	<input type="checkbox"/>	<input type="checkbox"/>	<input type="checkbox"/>	<input type="checkbox"/>	<input type="checkbox"/>	<input type="checkbox"/>	<input type="checkbox"/>	<input type="checkbox"/>	<input type="checkbox"/>	<input type="checkbox"/>	<input type="checkbox"/>	<input type="checkbox"/>	<input type="checkbox"/>	<input type="checkbox"/>	<input type="checkbox"/>	<input type="checkbox"/>	<input type="checkbox"/>	<input type="checkbox"/>	<input type="checkbox"/>	<input type="checkbox"/>	<input type="checkbox"/>	<input type="checkbox"/>	<input type="checkbox"/>	<input type="checkbox"/>	<input type="checkbox"/>	<input type="checkbox"/>	<input type="checkbox"/>	<input type="checkbox"/>
 3	3.5 m extension suction hose	3	2.638-955.0	ID 35	3,5-metre extension suction hose for greater reach and freedom of movement.																																	3	<input type="checkbox"/>	<input type="checkbox"/>	<input type="checkbox"/>	<input type="checkbox"/>	<input type="checkbox"/>	<input type="checkbox"/>	<input type="checkbox"/>	<input type="checkbox"/>	<input type="checkbox"/>	<input type="checkbox"/>	<input type="checkbox"/>	<input type="checkbox"/>	<input type="checkbox"/>	<input type="checkbox"/>	<input type="checkbox"/>	<input type="checkbox"/>	<input type="checkbox"/>	<input type="checkbox"/>	<input type="checkbox"/>	<input type="checkbox"/>	<input type="checkbox"/>	<input type="checkbox"/>	<input type="checkbox"/>	<input type="checkbox"/>	<input type="checkbox"/>	<input type="checkbox"/>	<input type="checkbox"/>	<input type="checkbox"/>	
 4	Metal crevice tool for coarse dirt/ash filter	4	2.640-951.0	–	Extra-long (360 mm), robust metal crevice nozzle for efficiently removing ash from difficult-to-reach areas, e.g. in fireplaces, sauna stoves and barbecues. Furthermore, it is suitable for picking up coarse debris.																																	4	<input type="checkbox"/>	<input type="checkbox"/>	<input type="checkbox"/>	<input type="checkbox"/>	<input type="checkbox"/>	<input type="checkbox"/>	<input type="checkbox"/>	<input type="checkbox"/>	<input type="checkbox"/>	<input type="checkbox"/>	<input type="checkbox"/>	<input type="checkbox"/>	<input type="checkbox"/>	<input type="checkbox"/>	<input type="checkbox"/>	<input type="checkbox"/>	<input type="checkbox"/>	<input type="checkbox"/>	<input type="checkbox"/>	<input type="checkbox"/>	<input type="checkbox"/>	<input type="checkbox"/>	<input type="checkbox"/>	<input type="checkbox"/>	<input type="checkbox"/>	<input type="checkbox"/>	<input type="checkbox"/>	<input type="checkbox"/>	<input type="checkbox"/>
 5	Extension suction tube, 35 mm	5	2.863-148.0	ID 35	For difficult-to-reach areas, e.g. ceilings in high rooms.																																	5	<input type="checkbox"/>	<input type="checkbox"/>	<input type="checkbox"/>	<input type="checkbox"/>	<input type="checkbox"/>	<input type="checkbox"/>	<input type="checkbox"/>	<input type="checkbox"/>	<input type="checkbox"/>	<input type="checkbox"/>	<input type="checkbox"/>	<input type="checkbox"/>	<input type="checkbox"/>	<input type="checkbox"/>	<input type="checkbox"/>	<input type="checkbox"/>	<input type="checkbox"/>	<input type="checkbox"/>	<input type="checkbox"/>	<input type="checkbox"/>	<input type="checkbox"/>	<input type="checkbox"/>	<input type="checkbox"/>	<input type="checkbox"/>	<input type="checkbox"/>	<input type="checkbox"/>	<input type="checkbox"/>	<input type="checkbox"/>	
 6	Extension suction tube, 60 mm	6	2.863-149.0	ID 60	For difficult-to-reach areas, e.g. ceilings in high rooms.																																	6			<input type="checkbox"/>	<input type="checkbox"/>	<input type="checkbox"/>	<input type="checkbox"/>	<input type="checkbox"/>	<input type="checkbox"/>	<input type="checkbox"/>	<input type="checkbox"/>	<input type="checkbox"/>	<input type="checkbox"/>	<input type="checkbox"/>	<input type="checkbox"/>	<input type="checkbox"/>	<input type="checkbox"/>	<input type="checkbox"/>	<input type="checkbox"/>	<input type="checkbox"/>	<input type="checkbox"/>	<input type="checkbox"/>	<input type="checkbox"/>	<input type="checkbox"/>	<input type="checkbox"/>	<input type="checkbox"/>	<input type="checkbox"/>	<input type="checkbox"/>	<input type="checkbox"/>	

■ Included in delivery package. □ Optional accessories.

Filters.

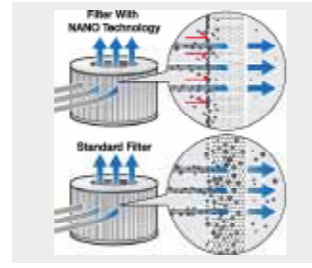
Kärcher cartridge filters and ECO flat pleated filters offer a large filter surface area in a minimum of space. They are easy to replace. Kärcher ensures excellent filter performance and high tear strength with two-ply paper filter bags.



Eco flat pleated filter.



Paper filter bags.



Nano-coated cartridge filter.



Set of filters.

		Order No.	Description	A 2003	A 2004	A 2054 Me	A 2204	A 2254 Me	A 2504	A 2604	A 2654 Me	A 2654 Me	A 2656 X Plus	A 2701	A 2731 pt	A 2801 Plus	WD 2.200	WD 3.200	WD 3.300 M	WD 3.500 P	WD 4.200	WD 5.200 M	WD 5.200 MP	WD 5.300	WD 5.300 M	WD 5.400	WD 5.500	WD 5.600 MP	SE 2001	SE 3001	SE 4001	SE 4002					
Filters																																					
	Paper filter bag	1	6.904-322.0	5 paper filter bags	<input type="checkbox"/>	<input type="checkbox"/>	<input type="checkbox"/>																														
	Paper filter bag	2	6.959-130.0	5 paper filter bags			<input type="checkbox"/>	<input type="checkbox"/>	<input type="checkbox"/>	<input type="checkbox"/>	<input type="checkbox"/>	<input type="checkbox"/>																					<input type="checkbox"/>	<input type="checkbox"/>			
	Set of filters	3	6.904-263.0	5 paper filter bags, 1 micro filter										<input type="checkbox"/>	<input type="checkbox"/>	<input type="checkbox"/>																					
	Paper filter bag	4	6.904-409.0	5 paper filter bags																	<input type="checkbox"/>	<input type="checkbox"/>	<input type="checkbox"/>	<input type="checkbox"/>	<input type="checkbox"/>	<input type="checkbox"/>	<input type="checkbox"/>	<input type="checkbox"/>									
	Nano-coated cartridge filter	5	6.414-960.0	Full suction power is retained longer since the filter stays clean longer. The higher dust retention rate ensures that dust stays where it belongs. Makes wet and dry vacuuming without changing the filter possible.																	<input type="checkbox"/>	<input type="checkbox"/>	<input checked="" type="checkbox"/>	<input checked="" type="checkbox"/>	<input checked="" type="checkbox"/>	<input checked="" type="checkbox"/>	<input checked="" type="checkbox"/>										
	Cartridge filter	6	6.414-552.0	Makes wet and dry vacuuming without changing the filter possible.	<input type="checkbox"/>	<input checked="" type="checkbox"/>	<input checked="" type="checkbox"/>	<input checked="" type="checkbox"/>	<input checked="" type="checkbox"/>	<input checked="" type="checkbox"/>	<input checked="" type="checkbox"/>	<input checked="" type="checkbox"/>	<input checked="" type="checkbox"/>				<input type="checkbox"/>	<input checked="" type="checkbox"/>	<input checked="" type="checkbox"/>													<input type="checkbox"/>	<input type="checkbox"/>				
	Flat pleated filter	7	6.414-498.0	The flat pleated filter provides a large filter surface in a minimum of space. Makes wet and dry vacuuming without changing the filter possible.											<input checked="" type="checkbox"/>	<input checked="" type="checkbox"/>	<input checked="" type="checkbox"/>															<input checked="" type="checkbox"/>	<input checked="" type="checkbox"/>				

■ Included in delivery package. □ Optional accessories. ■ NEW

Accessories for spray extraction cleaners.

The Kärcher line of nozzles broadens the range of uses of hard floor and carpet cleaners. Annoying stains on upholstered furniture and car seats, for example, can be removed easily and quickly with the Kärcher upholstery spray extraction nozzle.



Spray extraction nozzle on hard surfaces.



Spray extraction nozzle on carpet.



Spray extraction nozzle for cleaning upholstery.

		Order No.	Description	SE 2001	SE 3001	SE 4001	SE 4002
Hard floor and carpet cleaners							
	Spray extraction nozzle	1	2.863-152.0	Carpets are deep cleaned with the spray extraction nozzle. They are also excellent for cleaning hard surfaces.	<input checked="" type="checkbox"/>	<input checked="" type="checkbox"/>	<input checked="" type="checkbox"/>
	Set of filters	2	6.904-143.0	Contents: 5 paper filter bags, 1 microfilter	<input type="checkbox"/>	<input type="checkbox"/>	
	Flat pleated filter	3	6.414-498.0	The flat folded filter provides a large filter surface in a minimum of space. Makes wet and dry vacuuming without changing the filter possible.	<input checked="" type="checkbox"/>	<input checked="" type="checkbox"/>	
	Paper filter bag	4	6.959-130.0	5 filter paper bags		<input type="checkbox"/>	<input type="checkbox"/>
	Cartridge filter	5	6.414-552.0	Makes wet and dry vacuuming without changing the filter possible.		<input type="checkbox"/>	<input type="checkbox"/>
	Upholstery spray extraction nozzle	6	2.885-018.0	Upholstered furniture and car seats are deep cleaned by the spray extraction upholstery nozzle. Working width 110 mm.	<input type="checkbox"/>	<input type="checkbox"/>	<input checked="" type="checkbox"/>

■ Included in delivery package. □ Optional accessories.

Overview of machines.

		Max. motor rating (W)	Filter bag capacity (l)	Operating radius (m)	EasySlider rotating ring	ComfoGlide floor nozzle	Floor nozzle	Quick-click system for the almost uninterrupted switching of accessories	Crevice nozzle	Upholstery nozzle	Furniture brush	Telescopic crevice nozzle	Electric suction power control	Page
	Vacuum cleaner													
	VC 6100	1800	4	10	■	■	■	■	-	■	■	■	On unit	102
	VC 6200	2000	4	10	■	■	■	■	-	■	■	■	On unit	103
	VC 6300	2000	4	10	■	■	■	■	-	■	■	■	On handle (+/- button) with additional standby function	103
	Water filter vacuum cleaner													
	DS 5600	1400	-	7.5	-	-	■	-	■	■	-	-	-	101

		Heating output (W)	Max. steam pressure	Boiler capacity (l)	Removable tank	Continuous operation thanks to two-tank system	Safety valve	2 x 0.5 m extension tubes	Floor nozzle	Hand nozzle	Window nozzle / window wiper	Power nozzle	Extension for Power nozzle	Detail nozzle	Round brush, black	Cloth for floor nozzle	Terry cloth cover for hand nozzle	Steam iron with easy glide stainless steel soleplate	Professional iron	"Foamstop" defoamer	Crevice nozzle and upholstery nozzle	Steam turbo brush	Micro fibre abrasive cloth for hand nozzle	Descaler Sticks	Page
	Steam cleaner																								
	SC 952	1600	-	0.25	-	-	-	-	-	-	-	-	-	-	-	-	-	-	-	-	-	-	-	-	108
	SC 1.020	1500	3.2	1	-	-	■	■	■	■	-	-	-	■	■	■	■	-	-	-	-	-	-	-	108
	SC 1.030	1500	3.2	1	-	-	■	■	■	■	-	-	-	■	■	■	■	-	-	-	-	-	-	-	108
	SC 1.030 B	1500	3.2	1	-	-	■	■	■	■	-	-	-	■	■	■	■	-	-	-	-	-	-	-	108
	SC 1122	1400	3	1.2	-	-	■	■	■	■	-	-	-	■	■	■	■	-	-	-	-	-	-	-	109
	SC 1125 Plus	1400	3	1.2	-	-	■	■	■	■	-	-	-	■	■	■	■	-	-	-	-	-	-	-	109
	SC 1202	1500	3.2	1.6	-	-	■	■	■	■	-	-	-	■	■	■	■	-	-	-	-	-	-	-	110
	SC 1202 B	1500	3.2	1.6	-	-	■	■	■	■	-	-	-	■	■	■	■	-	-	-	-	-	-	-	110
	SC 1202 B Profi	1500	3.2	1.6	-	-	■	■	■	■	-	-	-	■	■	■	■	-	-	-	-	-	-	-	110
	SC 1402	1800	3.5	1.6	1	■	■	■	■	■	-	-	-	■	■	■	■	-	-	-	-	-	-	-	111
	SC 1402 B	1800	3.5	1.6	1	■	■	■	■	■	-	-	-	■	■	■	■	-	-	-	-	-	-	-	111
	SC 1402 B Profi	1800	3.5	1.6	1	■	■	■	■	■	-	-	-	■	■	■	■	-	-	-	-	-	-	-	111
	SC 1502	2300	4	2	-	-	■	■	■	■	-	-	-	■	■	■	■	-	-	-	-	-	-	-	112
	SC 1502 B	2300	4	2	-	-	■	■	■	■	-	-	-	■	■	■	■	-	-	-	-	-	-	-	112
SC 1502 B Profi	2300	4	2	-	-	■	■	■	■	-	-	-	■	■	■	■	-	-	-	-	-	-	-	112	
SC 1702	2300	4	2	-	-	■	■	■	■	-	-	-	■	■	■	■	-	-	-	-	-	-	-	113	
SC 1702 B	2300	4	2	-	-	■	■	■	■	-	-	-	■	■	■	■	-	-	-	-	-	-	-	113	
SC 1702 B Profi	2300	4	2	-	-	■	■	■	■	-	-	-	■	■	■	■	-	-	-	-	-	-	-	113	
	Steam vacuum cleaner																								
	SV 1802	1250	4	1.2	-	-	■	■	■	■	■	-	-	■	■	■	■	-	-	-	■	■	-	-	114
	SV 1902	1250	4	1.2	-	-	■	■	■	■	■	-	-	■	■	■	■	-	-	-	■	■	-	-	114

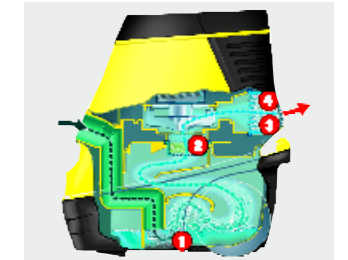
■ Included in delivery package. ■ NEW

Vacuuming without a filter bag – and without loss of suction power.

The DS 5600 is a godsend for allergy sufferers. All that comes out of the Kärcher water filter vacuum is 99.9 % pure air. It operates with a water bath filter instead of filter bags and therefore retains almost all dirt particles. The additional HEPA-12 filter retains microscopic particles so that they are not blown into the room. Another advantage: The water filter cannot become blocked – suction power remains constant.

Advantages of the DS 5600

- 1. Coarse dirt filtering.**
Coarse dirt particles are reliably retained in the filter. No more dust.
 - 2. Filtration of airborne particles.**
The auxiliary filter is washable for an extra long life. It retains minute airborne particles in the condensed humid air.
 - 3. High efficiency filter.**
The HEPA high efficiency filter retains allergy-causing pollen, spores, bacteria and secretions of mites.
 - 4. Exhaust air filter.**
The exhaust air filter retains even the carbon dust emissions from the motor.
- Ergonomic design and optimised weight.



DS 5600

- Suitable for allergy sufferers
- Accessory storage
- Constant suction power



Technical data

Power	W	1400
Water filter	l	2
Operating radius	m	7,5
Dimensions (L x W x H)	mm	480x305x500

Equipment

Changeover floor nozzle	■
Crevice nozzle	■
Upholstery nozzle	■
HEPA 12 filter	■
Telescopic suction tube	■
Soft grip surface on handle	■
Parking and stowing aid	■
"Foamstop" defoamer	■
Order No.	1.195-130.0

■ Included in delivery package.

A vacuum cleaner with savvy.

The VC series makes vacuuming so easy, it's as if it gets done by itself. These new vacuum cleaners combine extraordinary suction power with extraordinarily convenient features such as the worldwide unique QuickClick system for quick and easy nozzle changing as well as EasySlider, the practical guide around obstacles.



Nozzle changes with QuickClick
The unique quick-change system makes it possible to change the nozzles in an instant with an audible click; both on the handle and the telescope tube.



EasySlider obstacle guide
A soft rotating bumper that turns 360° guides the vacuum around obstacles. This protects objects from damage and makes it possible to quickly vacuum without interruptions.



Easy power control
Depending on the application the power can be quickly and easily adjusted as required.



Fleece filter bags are stronger
These robust and tear-proof fleece filter bags can handle two to three times as much dust. The benefits: having to change the filter less frequently and less rubbish.



Remote control on the handle
The VC 6300 handle with a comfortable soft grip inlay and suction power control that can be easily read on an LED display. Also integrated into the handle: a stand-by function for short vacuuming breaks.



HEPA 12 Filter
The filter has an efficient seal for better dust retention – even the smallest allergy-causing particles don't have a chance. The air blown out is cleaner than the air in the room.



Everything clean
Powerful Kärcher vacuums ensure flawless cleanliness in all living areas.



VC 6100

- Tools are changed in seconds with the unique QuickClick system
- EasySlider rotating disc travels around obstacles without bumps
- Pure exhaust air – keeps allergens at bay



VC 6200

- Tools are changed in seconds with the unique QuickClick system
- EasySlider rotating disc travels around obstacles without bumps
- Pure exhaust air – keeps allergens at bay



VC 6300

- Remote control on handle
- Optical highlight: Sides finished in exclusive stainless steel look and LED power indicator on unit



Remote control on handle

Technical data

Power	W	1800	W	2000	2000
Filter bag capacity	l	4	l	4	4
Operating radius	m	10	m	10	10
Weight without accessories	kg	7	kg	7	7

Equipment

ComfoGlide floor tool	■	■	■
Integral QuickClick tools: Furniture brush, upholstery tool and telescopic crevice tool	■	■	■
Electric suction power control	On unit	On unit	On handle (+/- button) with additional standby function
HEPA 12 filter	■	■	■
Filter bag	Fleece	Fleece	Fleece
Telescopic suction tube	■ With slide button	■ With slide button	■ With slide button
Soft grip surface on handle	■	■	■
Filter change indicator	■	■	■
Automatic cable rewind	■	■	■
Parking and stowing aid	■	■	■
Order No.	1.195-501.0	1.195-521.0	1.195-541.0

■ Included in delivery package.

RoboCleaner – cleans automatically and independently.

The RoboCleaner cleans all standard domestic floors even when you are not at home. Simply plug in the charging station, switch on the unit, select the cleaning period and let the RoboCleaner do the rest. It avoids obstacles with ease and even recognizes stairs. After finishing its work, it returns automatically to the base station via an infrared beam. Its dust container is emptied and its batteries are recharged.



Advantages of the RoboCleaner

It cleans completely independently, four fall sensors reliably detect stairs and it travels over obstacles such as cables, etc.

Dirt sensing system

The RoboCleaner cleans with a combination of sweeping brush and vacuum. A sensor detects the amount of dust and dirt in the area and activates one of the four cleaning programs.

Everything automatic

Navigation is effected by an infrared beam. The RoboCleaner finds its own way back to the base station.

Detects every obstacle

Integrated contact sensors guide the RoboCleaner around all obstacles. Its spring-mounted wheels enable it to cope with different types of floor coverings and smaller ridges.



RC 3000

- For all household floors
- Plug + Clean

Technical data

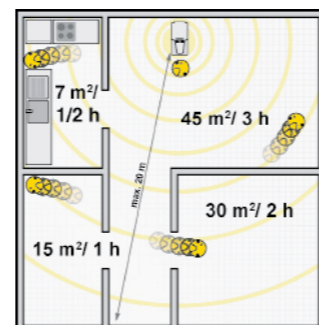
Cleaning performance	m ² /h	15
Running time per charge	min	20–60
Motor rating	W	600
Charging time rechargeable battery	min	10–20
On-board dust container	l	0.2
Base station dust container	l	2
Noise level in quiet mode	dB (A)	54
Weight, RoboCleaner	kg	2
Weight, base station	kg	5.8
Dimensions, RoboCleaner (D x H)	mm	285 x 105
Dimensions, base station (L x B x H)	mm	500 x 250 x 230

Equipment

Cleaning brush	■
Dirt sensor (4 cleaning programs)	■
Fall sensors	■
Infrared navigation beam	■
Contact sensors	■
All-round-furniture bumper strip	■
Filter bag	Paper
Order No.	1.269-101.0

■ Included in delivery package.

At www.robocleaner.de we offer detailed information about our fully autonomous cleaning robot. Video clips demonstrate the innovative technology in daily applications. Also available on the Internet: Number of the hotline, dealer addresses and user tips.



Optimum position of charging station.
Maximum radius of operation: 20 m