

A brilliant programme.

Kärcher scrubber driers are essential to professional cleaning companies. They are ideal for optimal cleaning and maintenance of both hard and resilient surfaces. They cover everything from deep cleaning and maintenance to polishing. And they achieve perfect results on the surface as well as at the edges. Your floor will be optimally cleaned and maintained with a hygienic lustre.



1 The highest degree of cleanliness

The Kärcher microfibre roller is a state-of-the-art accessory. Unmatched on stoneware tiles, it achieves optimal results on all smooth or slightly structured floors.

2 Various squeegee shapes

Kärcher scrubber driers can use various squeegees depending on the surface to be cleaned: a straight squeegee for frequently alternating floor conditions, and there is a curved squeegee for tiled floors. The excellent aerodynamics of the air flow provides for uniform vacuuming over the entire width of the squeegee. 4x reversible squeegees reduce operating costs.

3 Quieter is better

Noise control is an important aspect of working safety as well as the health of the user and those in the surrounding area. Kärcher scrubber driers today set the standard in terms of quiet operation, and they will continue to be optimised to a sound level that is as quiet as possible.

4 DOSE – intelligent detergent metering

The DOSE technology allows for easy changing between different detergents without the need to empty the tank. Accurate metering of detergents by means of a regulator – even while the machine is moving. This helps to save detergent and make life easier during everyday work. The separation of detergent and fresh water feeds prevents the formation of germs.

5 Clean and polish with brilliant results

Diamond pads are Kärcher's innovation for cleaning and polishing in one step. The system with two different grain sizes is ingenious in practice: six days with the brown pad, then six days with the violet pad for brilliant polishing results. This saves a tremendous amount of time and delays subsequent soiling on all natural stone floors, terrazzo and epoxy surfaces.

6 Those with brains will change their heads

Kärcher scrubber driers with exchangeable heads provide the intelligent solution to many tasks. The fully compatible brush heads universally fit under various walk-behind and ride-on machines. This makes it possible to use roller or disc brushes alternately. Installation within seconds without having to use tools. This provides for flexibility and high capacity even when various types of surfaces are being cleaned. The brush heads are robust, durable and functional due to the standard side-skirt. The cleaning heads scrub and sweep in one step while saving water.

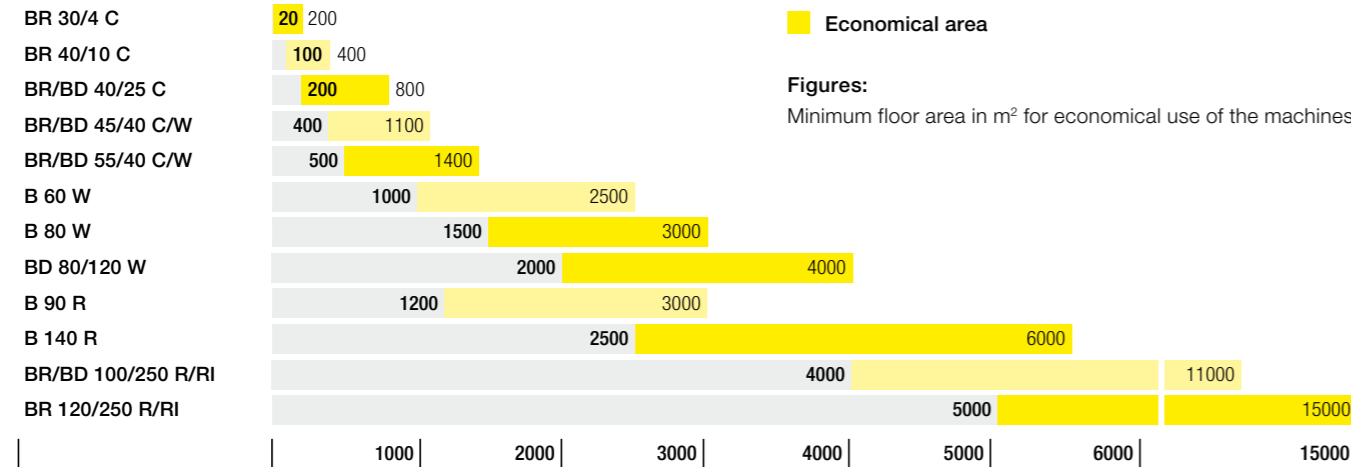
Table of contents: scrubber driers

Polishers	Page 158
Stair and escalator cleaners	Page 160
Single-disc machines/scrubbers	Page 162
Scrubber driers, compact	Page 164
Scrubber driers, walk-behind	Page 166
Step-on scrubber driers	Page 176
Ride-on scrubber driers	Page 178
ECO!Cleaning	Page 186
Accessories and cleaning agents	Page 188

Which is the right one?

The optimum scrubber drier for every area size.

To select the scrubber drier model that best suits your requirement, have a look at the costs. You need to know the size of the area to be cleaned and the intended cleaning frequency; then consider the economic aspects of the different models. To assist you in your choice, the table shows an overview of the various models.



How to read the unit names correctly:

The name of a Kärcher scrubber drier indicates its key performance data.

Performance data in numbers:

In the names of scrubber driers with a combination of numbers (e.g. BR 80/120 W), the first number is the working width (in cm), and the second number is the capacity of the fresh water/dirty water tank (in litres). In the case of floor scrubbers and polishers (e.g. BDP 55/1900 W), the first number indicates the working width and second the speed (rpm).

In B 60 W the number stands for the fresh water tank volume.



Tank capacity, working width and brush speed as performance factors

The abbreviation stands for the type of machine

- B = basic unit without tool head
- BR = scrubber drier with roller
- BD = scrubber with disc
- BRS = scrubber with roller
- BDS = scrubber with disc
- BDP = polisher with disc

Code letters for type and equipment:

- C = "compact", i.e. units without traction drive
- R = ride-on units
- RS = ride-on/step-on units
- I = industry
- W = walk-behind units with traction drive

Versions available:

- Bp = battery-operated
- Ep = electricity powered (with mains cable)
- Pack = package (battery and charger included)
- Esc = for escalator cleaning
- FACT = three pre-set cleaning programmes
- DOSE = detergent metering

Overview of Kärcher's floor cleaning equipment.

	Price	Working width, brush (mm)	Working width, vacuum (cm)	Theoretical area performance in compliance with VDMA 24441 (m²/h)	Practical area performance	Tank fresh/dirty water	Traction drive via engine (W)	Tank-in-tank system	Variable contact pressure	Pre-sweeping attachment	Battery and charger on board	DOSE detergent metering	Page
Polishers													
		505	560	900	-	-	-	-	-	-	-	-	158
		430	-	860	-	-	-	-	-	-	■	-	158
		533	550	2200	-	-	200	-	■	-	-/■	-	159
		505	530	2750	-	-	375	-	■	-	-/■	-	159
Stair cleaners													
		450	450	-	-	-	-	-	-	-	-	-	161
		470	470	-	-	35/35	-	■	-	-	-	-	161
Stair cleaner													
		170/200	-	-	-	-	-	-	-	-	-	-	160
Single-disc machines													
		330	-	-	-	10	-	-	-	-	-	-	162
		430	-	-	-	10	-	-	-	-	-	-	162
		430	-	-	-	-	-	-	-	-	-	-	162
		430	-	-	-	10	-	-	-	-	-	-	162
Scrubber													
		400	-	450	-	-	-	10	-	-	-	-	163
Scrubber driers compact													
		300	300	200	130	4/4	-	-	-	-	-	-	164
		300	300	200	130	4/4	-	-	-	-	-	-	164
		400	400	400	300	10/10	-	-	-	-	-	-	165
		400	400	400	300	10/10	-	-	■	-	-	-	165
		400	770	1600	1100	25/25	-	■	-	-	-	-	166
		400	770	1600	1100	25/25	-	■	-	-	-	-	166
		400	770	1600	1200	25/25	-	■	-	-	■	-	166
		400	770	1600	1200	25/25	-	■	-	-	-	-	167
		400	770	1600	1100	25/25	-	■	-	-	-	-	167
		400	770	1600	1100	25/25	-	■	-	-	■	-	167
Scrubber driers, walk-behind													
		450	850	1800	1350	40/40	-	■	-	■	-	-	168
		450	850	1800	1350	40/40	-	■	-	■	-/■	□	168
		450	850	1800	1350	40/40	-	■	-	-	-	-	168
		450	850	1800	1350	40/40	-	■	-	-	-/■	□	168
		550	850	2200	1650	40/40	-	■	-	■	-	-	169
		550	850	2200	1650	40/40	-	■	-	■	-/■	□	169
		550	850	2200	1650	40/40	-	■	-	-	-	-	169
		550	850	2200	1650	40/40	-	■	-	-	-/■	□	169
		450	850	1800	1350	40/40	130	■	-	■	■	■	170
		450	850	1800	1350	40/40	130	■	-	-	-	-	170
		450	850	1800	1350	40/40	130	■	-	-	■	■	170
		550	850	2200	1650	40/40	130	■	-	■	■	■	171
		550	850	2200	1650	40/40	130	■	-	-	-	-	171
		550	850	2200	1650	40/40	130	■	-	-	■	■	171
		550	850	2200	1650	60/60	200	■	■	-	-	-	172
		550	850	2200	1650	60/60	200	■	■	-	-	-	172
		550/600	850	2200/2600	1650/1950	60/60	200	■	■	-/■ ¹⁾	-/■	-	173
		550/600	850	2200/2600	1650/1950	60/60	200	■	■	-/■ ¹⁾	-/■	■	173
		650/750	940	2600/3000	1950/2250	80/80	200	■	■	-/■ ¹⁾	-/■	-	174
		650/750	940	2600/3000	1950/2250	80/80	200	■	■	-/■ ¹⁾	-/■	■	174
		800	990	3200	2400	120/120	560	-	■	-	-	-	175
		800	990	3200	2400	120/120	560	-	■	-	■	-	175
Step-on scrubber driers													
	■	550-750	770-850	3500/4100	2625/3075	95/95	375	-	■	■	-	-	176
	■	550-750	770-850	3500/4100	2625/3075	95/95	375	-	■	■	■	-	176
	■	600	830	3300	2475	95/95	375	-	■	-	-	-	177
	■	600	830	3300	2475	95/95	375	-	■	-	■	-	177
Ride-on scrubber driers													
		550-750	850/940	3300-4500	2475-3375	90/90	600	-	-	■ ¹⁾	-/■	-	178
		550-750	850/940	3300-4500	2475-3375	90/90	600	-	■	■ ¹⁾	-/■	-	178
		550-750	850/940	3300-4500	2475-3375	90/90	600	-	■	■ ¹⁾	-/■	■	178
	■	750-900	940-1060	4500/5400	3375/4050	140/140	600	-	■	■ ¹⁾	-	-/■	182
	■	750-900	940-1060	4500/5400	3375/4050	140/140	600	-	■	■	-	-/■	182
	■	750-900	940-1060	4500/5400	3375/4050	140/140	600	-	■	■	-	-/■	182
		1000	1160	6000	4500	250/250	1600	-	■	■	-/■	□	184
		1000	1160	6000	4500	250/250	1600	-	■	■	-/■	□	184
		1200	1400	7200	5400	250/250	1600	-	■	■	-/■	□	184
		1000	1160	6000	4500	250/250	2000	-	■	■	-/■	□	185
		1000	1160	6000	4500	250/250	2000	-	■	■	-/■	□	185
		1200	1400	7200	5400	250/250	2000	-	■	■	-/■	□	185

■ Included in delivery. □ Optional. ■ NEW ¹⁾ Please order suction bar separately.

Scrubber driers

Scrubber driers

The benefits of shining floors.

Thanks to the high speeds of 1500 rpm and up, marks left e.g. by shoe soles are removed from floors, which are quickly made to shine again. Since they can work without a power supply they can be used in areas that otherwise would be very difficult to clean.



Includes dust filter

The guard ensures that the polishing dust stays underneath the machine. The dust is then collected in the filter bag by means of passive vacuuming.



Automatic contact pressure

The drive disc is spring-mounted. The contact pressure is automatically regulated, ensuring consistent polishing results.



Compact

The compact machines are extremely manoeuvrable. When folded together they can be stored in very narrow spaces.



Everything on board

The large batteries can be easily charged at any power outlet with the built-in charger.



No polishing dust

Integrated two-stage dry vacuuming system with water and fine mesh water filter: filters the polishing dust from the air collected on the polishing head.



Variable contact pressure

Fine adjustment on the front wheel permits contact pressure of the BDP 55/1900 W Bp to be varied easily and precisely.



Better overview

The stand-up model BDP 50/2000 Bp is compact and extremely agile. The user stands on the machine.



Collects dust

Polishing dust is reliably vacuumed and collected in the easy-to-replace filter bag.



BDP 50/1500 C Ep

- Cable model for uninterrupted working
- With central guide wheel – polishing up to the edge
- With polishing dust container



BDP 43/1500 C Bp Pack

- Ideal for small to medium-sized areas
- Battery powered, compact and manoeuvrable
- With polishing dust container



BDP 55/1900 W Bp/Bp Pack

- Ideal for medium-sized areas
- With polishing dust recovery
- With infinitely variable traction drive



BDP 50/2000 Bp/Bp Pack

- Compact and extremely manoeuvrable
- High brush rotating speed for high productivity rate
- With polishing dust recovery

Technical data

Working width, vacuum	cm	560	450	cm	550	530
Max. area performance	m ² /h	900	860	m ² /h	2200	2750
Brush rotation speed	rpm	1500	1500	rpm	1900	2000
Brush contact pressure	g/cm ²	4	3	g/cm ²	0–5	0–10
Motor rating	W	1100	480	W	2400	2750
Traction motor	W	–	–	W	200	375
Weight	kg	34.5	63	kg	240	210
Dimensions (L x W x H)	mm	760x560x1250	750x500x1100	mm	1750x674x1182	1330x690x1285
Battery	V/Ah	–	24/44	V/Ah	24/180	36/105

Equipment

Working width, pad	505 mm	430 mm	533 mm	505 mm
Traction drive	–	–	■	■
Battery and charger included	–	■	–/■	–/■
Adjustable contact pressure	–	–	■	■
Drive board with center lock	■	■	■	■
Dust vacuum	■	–	■	■
Order No.	1.291-140.0	1.291-210.0	1.384-242.0/-241.0	1.002-012.0/-013.0
Price				

■ Included in delivery.

You will find the extensive range of original Kärcher accessories on pages 188-211.

Stair cleaning made easy.

Designed to clean small surface areas and awkward angles such as stairs and windowsills – from deep cleaning, crystallising and polishing hard surfaces to shampooing carpets. Also suitable for vertical surfaces.



Treads and risers

The optional angled brush of the BD 17/5 C cleans the treads and risers of steps without difficulty.



Quickly mounted

Brushes and drive boards for a variety of floor surfaces and vertical surfaces are available as optional accessories. They can be easily and quickly mounted.



All-in-one

Deep cleaning, crystallisation or polishing of hard surfaces and shampooing of carpeted surfaces. With the right accessories one can clean and work on a variety of floor surfaces.



Variable

The speed of the brushes and drive boards can be continuously adjusted between 0 to 470 rpm depending on the application.



BD 17/5 C

- For small areas (stairs, windowsills, etc.)
- Cleans both horizontal and vertical surfaces
- Optional handle with tank (5.0 litres)

Technical data

Working width, brush	mm	170–200
Working width, vacuum	mm	300
Brush rotation speed	rpm	0–470
Power rating brush	W	120
Voltage	V	220/230
Frequency	Hz	50–60
Weight	kg	5
Dimensions (L x W x H)	mm	360x180x330

Equipment

Disc brush	<input type="checkbox"/>
Drive board	<input type="checkbox"/>
Adjustable brush speed	<input checked="" type="checkbox"/>
Wheels	<input checked="" type="checkbox"/>
Tank	<input type="checkbox"/>
Handle	<input type="checkbox"/>
Order No.	1.737-101.0
Price	

■ Included in delivery. □ Optional.

Cleaning on the move.

Be it deep cleaning or maintenance cleaning operations, the escalator cleaners by Kärcher give you fast and thorough cleaning results on escalators and travelators. Cleaning is performed while the escalator is moving.



Dust-free work

The powerful suction vacuums dust without dispersing it. The brushes can be replaced quickly and easily.



Cleaning with a system

The RM 758 escalator cleaner completes the cleaning set. It has been approved by renowned escalator manufacturers such as Schindler.



Simple brush and comb replacement

When the tanks are empty, the brushes and combs can be changed without additional tools.



Light and safe

The escalator cleaner is easy to move because of its casters. The brake is activated by foot.



BR 45/10 Esc

- Cleans escalators and travelators while they are running
- Dry cleaning
- For maintenance and intermediate cleaning



BR 47/35 Esc

- Cleans escalators and travelators while they are running
- Standard washing brush and pickup brush
- Reliably sucks water off the escalator

Technical data

Working width, brush	mm	450	470
Working width, vacuum	mm	450	470
Tank fresh/dirty water	l	–	35/35
Container capacity	l	10	–
Brush rotation speed	rpm	290	870–1090
Power rating brush	W	190	1100
Suction motor	W	1500	800
Water throughput	l/h	–	60
Pressure	bar	–	4–7
Voltage	V	230	230
Frequency	Hz	50	50
Weight	kg	44	90
Dimensions (L x W x H)	mm	880x460x220	1200x670x1100

Equipment

Cleaning brushes	<input checked="" type="checkbox"/>	<input checked="" type="checkbox"/>
Pickup brushes	<input type="checkbox"/>	<input checked="" type="checkbox"/>
Leading combs	<input type="checkbox"/>	<input type="checkbox"/>
Trailing combs	<input type="checkbox"/>	<input type="checkbox"/>
Order No.	1.310-120.0	1.310-107.0
Price		

■ Included in delivery. □ Optional.

You will find the extensive range of original Kärcher accessories on pages 188-211.

More cleaning power – longer life.

The Kärcher lineup of single-disc machines offers the right machine for almost any cleaning task on hard floors, from special-purpose units to flexible all-rounders.



Robust planetary gear drive

The planetary gear drive produces a higher torque than conventional belt drives. At the same time, wear and maintenance costs are reduced.



Perceptibly light

The maintenance-friendly high-performance motor is centrally mounted. It features uniform contact pressure for considerably easier handling.



Easy brush changing

Thanks to the hard wearing coupling system, brushes can be changed easily and quickly without any risk of canting.



BDS 33/190 C

- Simple operation
- Compact floor scrubber
- Lightweight

BDS 43/150 C

- Powerful scrubber for deep cleaning, crystallising, shampooing and sanding wooden floors
- Integrated power outlet

BDP 43/410 C

- Can be used for polishing and spray buffing medium- to large-sized areas
- Low noise
- Integrated power outlet

BDS 43/Duo C

- Choice of brush speeds
- Suitable for deep cleaning and polishing
- General purpose single-disc machine

Technical data

Working width	mm	330	430	430	430
Working height	mm	260	330	330	330
Motor rating	W	500	1000	1300	1000/1300
Brush contact pressure	–	–	–	–	–
Brush rotation speed	rpm	190	150	410	150/300
Max. area performance	–	–	–	–	–
Frequency	Hz	50	50	50	50
Voltage	V	220–240	220–240	220–240	230
Weight	kg	22	41	46.5	42.5
Dimensions (L x W x H)	mm	420x330x1100	550x430x1180	550x430x1180	550x430x1180


Equipment

Tank optional	10 l	10 l	–	10 l
Roller brush	–	–	–	–
Disc brush/pad	□	□	□	□
Order No.	1.291-201.0	1.291-202.0	1.291-204.0	1.291-205.0
Price				

■ Included in delivery. □ Optional.

All-round scrubber with roller brushes.

The BRS 40/1000 C can be used on all hard surfaces for deep cleaning and general cleaning. The universal scrubber can also be used for stripping, crystallising, shampooing and polishing.



Clean down to the crevices

The BRS 40/1000 C cleans even crevices flawlessly because of its high contact pressure and clever double roller system.



Ideal for edges and corners

The counter-rotating rollers keep the machine from wandering. This makes it easy to clean even edges and corners.



Water tank included

A 10 litre fresh water tank is included in the delivery. The fresh water pump ensures the uniform application of the cleaning agent.



Extremely mobile

The large tyres make it easy to transport the BRS 40/1000 C. When folded it can even fit into a normal-sized car.



BRS 40/1000 C

- Flattest machine in its class
- Counter-rotating roller brushes for movement-independent working
- Including fresh water tank

Technical data

Working width	mm	400
Working height	mm	135
Max. area performance	m ² /h	450
Motor rating	W	2100
Brush rotation speed	rpm	1000
Sound pressure level	–	–
Frequency	Hz	50
Voltage	V	230
Weight	kg	27
Dimensions (L x W x H)	mm	520x470x250

Equipment

Traction drive	–
Mains operation	■
Standard carpet brush, blue	–
Tank optional	10 l
Roller brush	□
Transport wheels	■
Order No.	1.783-320.0
Price	

■ Included in delivery. □ Optional.

You will find the extensive range of original Kärcher accessories on pages 188-211.

Cleaning even the smallest areas mechanically.

No matter if it's a restaurant, a boutique, a hotel, a kitchen or sanitary facilities: the BR 30/4 C cleans any small hard surface effectively and gently at the same time. Its speciality: this compact scrubber machine can be moved just as easily as a normal vacuum cleaner. It also works forwards and backwards, saving time and making it easier to use.



Cleaning under furniture

Cleaning under even the lowest furniture is no problem for the BR 30/4 C. The very flat brush head with 7 cm clearance makes it possible.



Cleanliness at every step

One can apply the cleaning agent and then later vacuum it in a two-step method. The mode is switched by using the foot pedal.



Fill with water anywhere

The handy fresh water tank can be removed and filled in small sinks.



Easy to transport

The machine weighs only 11 kg and is easy to transport – even over steps – with its large wheels. The handle provides even more convenience.



BR 30/4 C

- Used as easily as a brush-type vacuum cleaner
- Scrubs and dries in one go
- Works forwards and backwards



BR 30/4 C Adv

- Scrubs and dries in one go
- Works forwards and backwards
- Incl. manual vacuum cleaning at inaccessible spots

Technical data

		BR 30/4 C	BR 30/4 C Adv
Working width, brush	mm	300	300
Working width, vacuum	mm	300	300
Motor rating	W	700	700
Tank fresh/dirty water	l	4/4	4/4
Brush contact pressure	g/cm ²	100	100
Brush rotation speed	rpm	1450	1450
Max. area performance	m ² /h	200	200
Voltage	V/Hz	230/50	230/50
Weight	kg	11.5	12
Dimensions (L x W x H)	mm	390x335x1180	390x335x1180

Equipment

Roller brush	■	■
Disc brush	-	-
2-tank system	■	■
Mains operation	■	■
Manual vacuuming	-	■
Microfibre roller	□	■
Transport wheels	■	■
Order No.	1.783-200.0	1.783-205.0
Price		

■ Included in delivery. □ Optional.

More functions for more possibilities.

The BR 40/10 C Adv is a true all-round machine. It scrubs like a single-disc machine, picks up cleaning solution like a wet vacuum cleaner, polishes like a high-speed machine. With so many applications there are many reasons to use the machine: for example the high savings potential.



One handle suffices

The handle enables simple removal of both the fresh water tank and the dirty water tank.



Variable contact pressure

The BR 40/10 C Adv has an individually adjustable brush contact pressure. Compared to single-disc machines, the pressure is up to seven times higher.



Simple transport

The large wheels make transport over steps and longer distances easier.



Powerful and fast

The two roller brushes clean thoroughly while two squeegees absorb the water forwards and backwards. The floor can be walked on immediately after use.



BR 40/10 C Classic

- 2 roller brushes
- Forward and reverse drying
- Fixed brush contact pressure



BR 40/10 C Adv

- High scrubbing power with 2 roller brushes
- Easy to transport
- With contact pressure adjustment

Technical data

		BR 40/10 C Classic	BR 40/10 C Adv
Working width, brush	mm	400	400
Working width, vacuum	mm	400	400
Motor rating	W	1900	1900
Tank fresh/dirty water	l	10/10	10/10
Brush contact pressure	g/cm ²	100	100–200
Brush rotation speed	rpm	1100	1100
Max. area performance	m ² /h	400	400
Voltage	V/Hz	220–240/50	220–240/50
Weight	kg	30	30
Dimensions (L x W x H)	mm	520x470x380	520x470x380

Equipment

Roller brush	■	■
Disc brush	-	-
2-tank system	■	■
Mains operation	■	■
Variable contact pressure	-	■
Transport wheels	□	■
Order No.	1.783-300.0	1.783-302.0
Price		

■ Included in delivery. □ Optional.

Quick cleanliness in small areas.

These walk-behind scrubber driers can be used for both quick cleanups as well as general cleaning. They are easy to use, compact and highly manoeuvrable. Just the right machine for ensuring top cleanliness e.g. between customer visits.



The brushes are changed quickly

The brushes can be changed within seconds without using a tool.



By the push of a button

One button takes care of operation and control.



Easily accessible

The dirty water tank is readily accessible. This makes it easy to clean away dirt deposits.



At a glance

A transparent drain hose shows the level in the fresh water tank.



Long running time

The spacious battery compartment provides space for large batteries in order to be able to clean medium-sized surfaces without changing batteries.



Space-saving

The handle can be folded up for transport or storage.



Recharge at any time

Battery-operated machines with an integrated charger can be charged from a common power outlet.



Transport wheel

For easy transport: just step on the pedal to fold out the transportation wheel.



BR 40/25 C Ep

- Mains-operated
- High scrubbing power with 2 roller brushes
- Corrosion-free frame



BR 40/25 C Bp

- Battery-operated
- High scrubbing power with 2 roller brushes
- Corrosion-free frame



BR 40/25 C Bp Pack

- Battery and charger on board
- High scrubbing power with 2 roller brushes
- Corrosion-free frame



BD 40/25 C Ep

- Mains-operated
- Disc brush or pad for maintenance cleaning
- Low noise



BD 40/25 C Bp

- Battery-operated
- Disc brush or pad for maintenance cleaning
- Low noise



BD 40/25 C Bp Pack

- Battery and charger on board
- Disc brush or pad for maintenance cleaning
- Low noise

Technical data

Working width, brush	mm	400	400	400	mm	400	400	400
Working width, vacuum	mm	770	770	770	mm	770	770	770
Motor rating	W	1580	1200	1200	W	1580	1200	1200
Battery	V/Ah (C5)	-	24	24/75	V/Ah (C5)	-	24	24/75
Tank fresh/dirty water	l	25/25	25/25	25/25	l	25/25	25/25	25/25
Brush contact pressure	g/cm ²	240	250	250	g/cm ²	35	38	38
Brush rotation speed	rpm	1000	1350	1350	rpm	200	180	180
Max. area performance	m ² /h	1600	1600	1600	m ² /h	1600	1600	1600
Voltage	V/Hz	230/50	-	230/50-60	V/Hz	230/50	-	230/50-60
Weight	kg	55	55	117	kg	61	61	123
Dimensions (L x W x H)	mm	800x575x830	800x575x830	800x575x830	mm	800x575x830	800x575x830	800x575x830

Für PM:
sind die Werte für Batt.-
Version so ok?

Für PM:
sind die Werte für Batt.-
Version so ok?

Equipment

Roller brush	■	■	■	-	-	-
Disc brush	-	-	-	■	■	■
Tank-in-tank system	■	■	■	■	■	■
2-tank system	-	-	-	-	-	-
Mains operation	■	-	-	■	-	-
Battery and charger included	-	□	■	-	□	■
Order No.	1.515-101.0	1.515-201.0	1.515-301.0	1.515-151.0	1.515-251.0	1.515-351.0
Price						

■ Included in delivery. □ Optional. ¹⁾ Please order suction bar separately.

Compact mobility on medium and large areas.

Kärcher's innovations enable customers to equip their scrubber driers as required. Whether narrow or wide, disc or roller brush, mains or battery powered, with or without detergent metering: the machines are equipped to meet every demand. And that with a compact build and ease of use.



Easy to use
Self-explanatory icons and a clear control panel make the machine easy to understand, which increases productivity.




According to need
The compact models are delivered with the intelligent cleaning agent metering system DOSE, with sweeping function or with battery and integrated battery charger.



Quick change
The foot lever is simply pressed to change the disc brushes. With a unique handle designed to be able to change the rollers in seconds.



Maintenance-friendly
The water distribution strip is easily accessible from outside for easy cleaning.



Working to scale
The working widths 45 cm or 50 cm are available with the machines BR/BD 45/50 and 55/40. With a surface capacity of 1800 or 2200 m²/h, as necessary.



Pack versions
Equipped with a convenient built-in charger and a high-capacity maintenance-free battery (105 Ah).



Dirty water tank
Takes up little space and is easy to clean.



No sweeping necessary
Only with BR versions: the bin takes in dirt during the scrubbing suction cycle, making prior sweeping unnecessary.



BR 45/40 C Ep

- The narrow basic model
- High scrubbing power
- Straight or curved suction bar¹⁾



BR 45/40 C Bp/Bp Pack/Dose

- The narrow basic model
- High scrubbing power
- Straight or curved suction bar¹⁾



BD 45/40 C Ep

- The narrow basic model
- Simple operation
- Straight or curved suction bar¹⁾

BD 45/40 C Bp/Bp Pack/Dose

- The narrow basic model
- Simple operation
- Straight or curved suction bar¹⁾



BR 55/40 C Ep

- With large working width
- High scrubbing power
- Straight or curved suction bar¹⁾



BR 55/40 C Bp/Bp Pack/Dose

- With large working width
- High scrubbing power
- Straight or curved suction bar¹⁾



BD 55/40 C Ep

- With large working width
- Simple operation
- Straight or curved suction bar¹⁾



BD 55/40 C Bp/Bp Pack/Dose

- With large working width
- Simple operation
- Straight or curved suction bar¹⁾

Technical data

Working width, brush	mm	450	450	450	450	mm	550	550	550	550
Working width, vacuum	mm	850	850	850	850	mm	850	850	850	850
Tank fresh/dirty water	l	40/40	40/40	40/40	40/40	l	40/40	40/40	40/40	40/40
Max. area performance	m ² /h	1800	1800	1800	1800	m ² /h	2200	2200	2200	2200
Brush rotation speed	rpm	1100	1250	145	160	rpm	1100	1250	145	160
Brush contact pressure	g/cm ²	220	220	22	22	g/cm ²	200	200	20	20
Voltage	V/Hz	230/50	230/50-60	230/50	230/50-60	V/Hz	230/50	230/50-60	230/50	230/50-60
Motor rating	W	1580	1200	1580	1200	W	1580	1200	1580	1200
Weight	kg	80	80/160	80	80/160	kg	85	85/165	85	85/165
Dimensions (L x W x H)	mm	1155x645x1115	1155x645x1115	1240x655x1115	1240x655x1115	mm	1155x695x1115	1155x695x1115	1285x695x1115	1285x695x1115
Battery	V/Ah	-	24/-/24/105	-	24/-/24/105	V/Ah	-	24/24/105	-	24/24/105

Für PM:
sind die Werte für Batt.-
Version so ok?

Equipment

Roller brush	■	■	-	-	■	■	-	-
Disc brush	-	-	■	■	-	-	■	■
FACT	-	-/■	-	-	-	-/■	-	-
DOSE	-	□/■	-	□/■	-	□/■	-	□/■
Pre-sweeping attachment	■	■	-	-	■	■	-	-
Traction drive	-	-	-	-	-	-	-	-
Batterie and charger included	-	□/■	-	□/■	-	□/■	-	□/■
Order No. (without DOSE)	1.533-100.0	1.533-104.0/-106.0 ²⁾	1.533-101.0	1.533-105.0/-107.0 ²⁾	1.533-150.0	1.533-154.0/-156.0	1.533-151.0	1.533-155.0/-157.0
Order No. (with DOSE)	-	1.533-110.0/-112.0 ²⁾	-	1.533-111.0/-113.0	-	1.533-160.0/-162.0	-	1.533-161.0/-163.0
Price								

■ Included in delivery. □ Optional. ¹⁾ Please order suction bar separately. ²⁾ Optionally available with 75 Ah battery.

Superbly equipped.

Handy and generously appointed: the W versions of our compact scrubber driers are equipped with impressive features, including e.g. quick brush replacement, traction drive, sweeping function, and DOSE cleaning agent metering as well as an on-board charger. Kärcher offers a choice of different working widths on a variety of models to suit any need.



Maximum convenience

The W version machines ensure quick and pleasant cleaning with numerous features.



Two work steps in one

The integrated sweeping function carries the coarse dirt into the built-in bin during the scrubbing process.



Uninterrupted work

Thanks to their particularly high battery capacity, these machines can also be used to economically clean large areas of 1,000 m² and more.



Quick change

The brushes on the BD models are changed within seconds by pressing the foot pedal.



Precise dosage

The optional DOSE cleaning agent metering system applies the cleaning agent uniformly as needed for the degree of soiling.



Three programmes for cleanliness

Flexible Application Control Technology (FACT) comprises three programmes for a variety of types of soiling.



Traction motor

The wheels of the scrubber drier are driven by a traction motor.



BR 45/40 W Bp Pack Dose

- Narrow profile
- With switchable traction motor
- Straight or curved suction bar¹⁾



BD 45/40 W Bp Pack Dose

- Narrow profile
- With switchable traction motor
- Straight or curved suction bar¹⁾



BR 55/40 W Bp Pack Dose

- With large working width
- With switchable traction motor
- Straight or curved suction bar¹⁾



BD 55/40 W Bp

- With large working width
- With switchable traction motor
- Straight or curved suction bar¹⁾



BD 55/40 W Bp Pack Dose

- With large working width
- With switchable traction motor
- Straight or curved suction bar¹⁾



Technical data

Working width, brush	mm	450	450	450	mm	550	550	550
Working width, vacuum	mm	850	850	850	mm	850	850	850
Tank fresh/dirty water	l	40/40	40/40	40/40	l	40/40	40/40	40/40
Max. area performance	m ² /h	1800	1800	1800	m ² /h	2200	2200	2200
Brush rotation speed	rpm	600–1000	160	160	rpm	600–1000	160	160
Brush contact pressure	g/cm ²	220	22	22	g/cm ²	200	20	20
Voltage	V/Hz	230/50–60	–	230/50–60	V/Hz	230/50–60	–	230/50–60
Motor rating	W	1330	1330	1330	W	1330	1330	1380
Traction motor	W	130	130	130	W	130	130	130
Weight	kg	170	90	170	kg	175	90	175
Dimensions (L x W x H)	mm	1155x645x1115	1240x655x1115	1240x655x1115	mm	1155x695x1115	1285x695x1115	1285x695x1115
Battery	V/Ah	24/105	24	24/105	V/Ah	24/105	24	24/105

Für PM:
sind die Werte für Batt.-
Version so ok?

Equipment

Roller brush	■	–	–	■	–	–
Disc brush	–	■	■	–	■	■
FACT	■	–	–	■	–	–
DOSE	■	–	■	■	–	■
Pre-sweeping attachment	■	–	–	■	–	–
Traction drive	■	■	■	■	■	■
Battery and charger included	■	–	■	■	–	■
Order No.	1.533-108.0 ²⁾	1.533-114.0	1.533-109.0 ²⁾	1.533-158.0	1.533-164.0	1.533-159.0
Price						

■ Included in delivery. □ Optional. ¹⁾ Please order suction bar separately. ²⁾ Optionally available with 75 Ah battery.

Cleans and maintains all hard floors.

This impressively lightweight class of scrubber driers are ideal for cleaning supermarkets, gymnasiums, factories and warehouses thoroughly and efficiently. The B 60 W also features innovative brush heads which make it even more convenient and easy to use.



Integrated bin
Coarse dirt is swept into the bin integrated in the brush head.



Tank-in-tank system
The clever way of carrying a total of 120 litres of liquid.



Water level indicator
The machine monitors the fresh water level. Excess water can be drained via an opening on the side of the machine.



BR 55/60 W Ep

- Lightweight
- Easy to transport
- High scrubbing power



BD 55/60 W Ep

- Lightweight
- Easy to transport

Technical data			
Working width, brush	mm	550	550
Working width, vacuum ¹⁾	mm	850	850
Tank fresh/dirty water	l	60/60	60/60
Max. area performance	m ² /h	2200	2200
Brush rotation speed	rpm	1000	240
Brush contact pressure	g/cm ²	100–250	35–40
Voltage	V/Hz	230/50	230/50
Motor rating	W	1900	1400
Weight	kg	120	120
Dimensions (L x W x H)	mm	146x674x1162	1465x674x1162
Battery		–	–

Equipment			
Roller brush	■	–	–
Disc brush	–	–	■
DOSE	–	–	–
Mains operation	■	–	■
Pre-sweeping attachment	–	–	–
Traction drive	–	–	–
Order No.	1.384-151.0	1.384-251.0	
Price			

■ Included in delivery. ¹⁾ Please order suction bar separately.

Simple, safe and convenient with interchangeable brush head system.

These scrubber driers are perfect for a wide range of applications. Choose between four different brush heads and two different working widths. In battery mode, enjoy enhanced flexibility without the need of a mains cable. Change over the brush heads with different discs or roller brushes for varying requirements – this takes only minutes.



Integrated bin
Coarse dirt is swept into the bin integrated in the brush head. The counter-rotating brushes evenly distribute an economic quantity of water for longer working intervals.



Flexible brush heads
To cater to a wide range of applications, brush heads are available in working widths of 55 or 65 cm. The tool-free changeover takes only minutes.



User-friendly
All key settings can be programmed and read from the display. Three cleaning programmes can be set.



Precise metering
The detergent metering system (DOSE) adds the detergent evenly in the quantity required for the actual degree of soiling. You do not need to pour the detergent into the tank; simply connect the container to the machine.



**B 60 W
Bp/Pack**

- Basic unit without brush head
- Battery-operated
- With traction drive

**B 60 W
Bp Dose/Pack Dose**

- Basic unit without brush head
- With detergent metering
- Battery-operated
- With traction drive



**Brush heads
R 55/R 65**

- 2 counter-rotating roller brushes
- Scrubbing and sweeping in one go
- High scrubbing power
- Easy brush replacement



D 55/D 65

- 2 disc brushes
- With integrated splash guard
- Easy brush replacement

Technical data			
Working width, vacuum ²⁾	mm	850	850
Tank fresh/dirty water	l	60/60	60/60
Brush rotation speed	m ² /h	2200/2600	2200/2600
Motor rating	W	1900 ¹⁾	1900 ¹⁾
Weight	kg	89/209 without brush head	89/209 without brush head
Dimensions (L x W x H)	mm	1345 x 630 x 1165 without brush head	1345 x 630 x 1165 without brush head
Brush rotation speed	rpm	600–1300	180
Working width, brush	mm	550/650	550/650
Contact pressure	g/cm ²	200–315	20–35
Swept volume	l	5/6	–
Battery	V/Ah	24/-/24/170	24/-/24/170

Equipment			
DOSE	–	■	–
FACT	■	■	–
Traction drive	■	■	–
Battery and charger included	–/■	–/■	–
Tank-in-tank system	■	■	–
Pre-sweeping attachment	–	–	■
Splash guard	–	–	■
Order No.	1.384-001.0/-002.0	1.384-003.0/-004.0	2.763-002.0/-004.0 2.763-001.0/-003.0
Price			

■ Included in delivery. ¹⁾ Complete unit. ²⁾ Please order suction bar separately.

You will find the extensive range of original Kärcher accessories on pages 188-211.

B 80 W – manoeuvrability for large surfaces.

B 80 W scrubber driers are large and easily manoeuvrable. Complete with a new, robust and maintenance-friendly brush head, they are available with roller or disc brushes in 65 cm or 75 cm working width.



Automatic filling option

The machine is simply connected to the water main. The water intake switches off automatically as soon as the machine is completely filled.



Flexible brush heads

To cater to a wide range of applications, brush heads are available in working widths of 65 cm or 75 cm. The tool-free changeover takes only minutes.



Huge capacity

The Tank-in-tank system gives the machine the capacity for 80 litres of fresh water and 80 litres of dirty water. A pump supplies the water.



Precise metering

The optional detergent metering system DOSE adds the cleaning agent evenly in the quantity required for the actual degree of soiling. You do not need to pour the detergent into the tank – simply connect the container to the machine.



B 80 W Bp/Pack

- Basic unit without brush head
- Battery-operated
- With traction drive



B 80 W Bp Dose/Pack Dose

- Basic unit without brush head
- With detergent metering
- Battery-operated
- With traction drive



Brush heads R 65/R 75

- 2 counter-rotating roller brushes
- Scrubbing and sweeping in one go
- High scrubbing power
- Easy brush replacement



D 65/D 75

- 2 disc brushes
- With integrated splash guard
- Easy brush replacement

Technical data

	mm	940	940	roller brush	disc brushes
Working width, vacuum ²⁾	mm	940	940		
Tank fresh/dirty water	l	80/80	80/80		
Brush rotation speed	m ² /h			2600/3000	2600/3000
Motor rating	W	1500 ¹⁾	1500 ¹⁾	2x600	2x600
Weight	kg	112/242 without brush head	112/242 without brush head	28/29	33/35
Dimensions (L x W x H)	mm	1255 x 660 x 1180 without brush head	1255 x 660 x 1180 without brush head	750 x 520 x 280/ 810 x 520 x 280	745 x 505 x 280/ 810 x 490 x 280
Brush head speed	rpm			600–1300	180
Working width, brush	mm			650/750	650/750
Contact pressure	g/cm ²			200–270	20–30
Swept volume	l			6/7	–
Battery	V/Ah	–/24/180	–/24/180		

Equipment

	–	■	–	–
DOSE	–	■		
Traction drive	■	■		
Battery and charger included	–/■	–/■		
Tank-in-tank system	■	■		
Pre-sweeping attachment			■	–
Splash guard			■	■
Squeegee	□	□		
Order No.	1.259-001.0/-002.0	1.259-003.0/-004.0	2.763-004.0/-006.0	2.763-003.0/-005.0
Price				

■ Included in delivery. □ Optional. ¹⁾ Complete unit. ²⁾ Please order suction bar separately.

Our strongest scrubber drier for the biggest tasks.

BD 80/120 W Bp, the largest and most powerful scrubber drier in its class. Comfortably and effectively deals with even the most demanding jobs. Its robust build makes it ideal for commercial and industrial use, but it is also surprisingly easy to use and manoeuvre.



Uninterrupted work

The Aqua-Mizer keeps water use at a minimum, and with the large 120 litre tank it is possible to work for a long time without refilling.



Easy to operate

All of the controls are intuitive and easy to use.



Quick maintenance

Brushes and batteries are easily accessible without tools. The dirty water tanks can be easily cleaned.



Clearly arranged

The highly slanted form enables an optimal view of the cleansing surface.



BD 80/120 W Bp

- Includes curved suction bar
- Clearly arranged and flexible
- Robust design for industrial deployment

BD 80/120 W Bp Pack

- Includes curved suction bar
- Clearly arranged and flexible
- Robust design for industrial deployment

Technical data

	mm	800	800
Working width, brush	mm	800	800
Working width, vacuum	mm	990	990
Tank fresh/dirty water	l	120/120	120/120
Max. area performance	m ² /h	3200	3200
Brush rotation speed	rpm	200	200
Brush contact pressure	g/cm ²	36	36
Motor rating	W	1660	1660
Weight	kg	201	405
Dimensions (L x W x H)	mm	1800x710x1170	1800x710x1170
Battery	V/Ah	36	36/180

Equipment

	–	–
Roller brush	–	–
Disc brush	■	■
Traction drive	■	■
Battery and charger included	–	■
2-tank system	■	–
Squeegee	■	■
Order No.	1.005-271.0	1.005-272.0
Price		

■ Included in delivery.

You will find the extensive range of original Kärcher accessories on pages 188-211.

The new generation of step-on scrubber driers.

Kärcher step-on scrubber driers reduce the effort involved in working by allowing an ergonomic posture and intuitive operation. These machines are extremely flexible and make cleaning just as efficient as simple.



Integrated brush unit

Sweeping before wet cleaning is usually unnecessary since the integrated brush unit of the BR 95 RS cleans away the dirt.



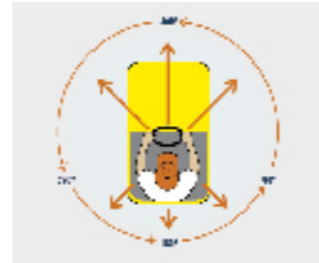
Excellent handling of curves

With a turning radius of only approx. 130 cm, the RS models are extremely manoeuvrable – perfect for working in the narrowest of spaces.



Everything automatic

Step-on machines move into a working position at the touch of a button. The brush head, squeegee and water supply start automatically. Eco mode conserves energy, water, cleaning agents and time.



Cleaning with a clear view

The field of view starts a mere 30 cm in front of the front of the vehicle.



Optional battery cartridge

There is an optional battery cartridge for all step-on models so that batteries are always at hand and can be changed quickly.



On the go

The step-on concept allows for much easier mounting and dismounting. The ergonomic standing posture provides for a good overview as well as safety.



Increased tank capacity

The patented Aqua-Mizer system considerably reduces water consumption. The running times increase by up to 30%, depending on the application.



Easy to use

Our step-on machines are simple to understand. On the left the driver can find all of the driving settings, on the right everything for cleaning.



B 95 RS Bp (gel)²⁾ / Bp (wet)³⁾ / Bp Pack

- Basic unit without brush head
- 2 working widths available
- Scrubbing and sweeping in one step
- Easy-to-change brushes



Brush heads R 65/R 75

- 2 counter-rotating roller brushes
- Scrubbing and sweeping in one step
- High scrubbing power
- Easy-to-change brushes



BD 60/95 RS Bp (gel²⁾/wet³⁾

- Fully automatic operation
- Retractable squeegee for optimal suction
- Low water consumption thanks to the Aqua-Mizer

BD 60/95 RS Bp Pack

- Fully automatic operation
- Retractable squeegee for optimal suction
- Low water consumption thanks to the Aqua-Mizer
- Battery and charger included

Technical data

		B 95 RS Bp (gel) ²⁾ / Bp (wet) ³⁾ / Bp Pack	Brush heads R 65/R 75		BD 60/95 RS Bp (gel ²⁾ /wet ³⁾	BD 60/95 RS Bp Pack
Working width, brush	mm	650/750		mm	600	600
Working width, vacuum	mm	770/850		mm	830	830
Tank fresh/dirty water	l	95/95		l	95/95	95/95
Max. area performance	m ² /h	3500/4100		m ² /h	3300	3300
Brush rotation speed	rpm	600–1300		rpm	280	280
Brush contact pressure	g/cm ²	200–315/200–270		g/cm ²	40	40
Battery	V/Ah	36/105		V/Ah	36/105	36/105
Motor rating	W	2250	2 x 600	W	1800	1800
Traction motor	W	375	–	W	375	375
Weight	kg	255/370 without brush head	29/29	kg	275	390
Dimensions (L x W x H)	mm	1330 x 800 x 1285 without brush head	750 x 520 x 280 / 810 x 520 x 280	mm	1330 x 690 x 1285	1330 x 690 x 1285

Equipment

Roller brush	–	■	–	–
Disc brush/pad	–	–	■	■
Sack-in tank design	■	–	■	■
Curved suction bar	■ ¹⁾	–	■	■
Battery changing kit	□	–	□	□
Battery and charger included	□/□/■	–	–	■
Order No.	1.006-119.0 ²⁾ /-120.0 ³⁾ /-121.0	2.763-004.0/-006.0	1.006-122.0/123.0	1.006-124.0
Price				

■ Included in delivery. □ Optional. ¹⁾ Parts numbers available upon request. ²⁾ Gel: for maintenance-free batteries. ³⁾ Wet: for low-maintenance batteries.

Ride instead of push.

The new B 90 R range of ride-on scrubber driers features an innovative interchangeable brush head that makes it possible to retrofit a different type of brush head to better suit another application. End users can now ensure they have the right machine for their floor types, without needing to purchase more than one machine – saving costs and valuable storage space.



Extremely easy to manoeuvre

The extra short and narrow design makes this machine extremely agile and easy to manoeuvre – and it still comes with large capacity water tanks.



Easy access

The battery compartment is under the seat: simply fold it up to recharge the powerful batteries.



Simple operation

The basic functions are controlled with the EASY switch. The display is used to retrieve all key information and program all settings.



Long service life

The rot-proof flat pleated filter protects the fan from premature failure from corrosion.



Fast and easy changeover

Changing the roller brushes is very easy. It does not involve any small parts that might get lost.



With sweep function

The R series brush heads can scrub and sweep in one single work cycle. This prevents the trapping of particles in the vacuum system and the cleaning quality is increased.



Easy to clean

When the water rail at the R heads is soiled, simply pull it out from the outside and clean it – a matter of minutes.



Fast brush changeover

To change the disc brushes, simply step on the pedal to release them from their coupling.



B 90 R Classic Bp/Pack

- Simple operation
- Operating hour meter
- For maintenance cleaning

B 90 R Adv Bp/Pack

- Adjustable contact pressure of the brush
- Display shows settings
- Water level indicator

B 90 R Adv Bp/Pack Dose

- With adjustable contact pressure
- Detergent metering
- Water level indicator

Technical data

		B 90 R Classic Bp/Pack	B 90 R Adv Bp/Pack	B 90 R Adv Bp/Pack Dose
Working width, brush	mm	550/650/750	550/650/750	550/650/750
Working width, vacuum ²⁾	mm	850/940	850/940	850/940
Tank fresh/dirty water	l	90/90	90/90	90/90
Max. area performance	m ² /h	3300–4500	3300–4500	3300–4500
Battery voltage	V	24	24	24
Battery capacity	Ah	~180	~180	~180
Dimensions (L x W x H)	mm	1450x800x1200	1450x800x1200	1450x800x1200
Weight	kg	149/269	150/270	155/275

Equipment

	B 90 R Classic Bp/Pack	B 90 R Adv Bp/Pack	B 90 R Adv Bp/Pack Dose
Traction drive	■	■	■
Automatic water stop	■	■	■
Contact pressure adjustment	–	■	■
2 turbine power stages	–	■	■
Adjustment possibilities on the display	–	■	■
DOSE	–	–	■
FACT	–	■ ¹⁾	■ ¹⁾
Suction bar	□	□	□
Fresh water fill level indicator	–	■	■
Turbine protection	■	■	■
Battery (180 Ah) and built-in battery incl.	–/■	–/■	–/■
Order No.	1.161-300.0/-301.0	1.161-302.0/-303.0	1.161-304.0/-305.0
Price			

■ Included in delivery. □ Optional. ¹⁾In connection with brush head R. ²⁾Please order suction bar separately.



Brush head R

- 2 counter-rotating roller brushes
- Scrubbing and sweeping in one go
- High scrubbing power



Brush head D

- 2 disc brushes
- With integrated splash guard
- Simple brush release

Technical data

		B 90 R Classic Bp/Pack	B 90 R Adv Bp/Pack
Working widths	mm	550/650/750	550/650/750
Speed	rpm	600–1300	180
Length of cord access.	W	2x600	2x600
Weight	kg	28/29/30	30/33/35
Contact pressure	g/cm ²	200–315	20–35
Swept volume	l	5/6/7	–
Dimensions (L x W x H)	for 550 mm	640 x 520 x 280	640 x 490 x 280
Dimensions (L x W x H)	for 650 mm	750 x 520 x 280	745 x 505 x 280
Dimensions (L x W x H)	for 750 mm	810 x 520 x 280	810 x 490 x 280

Equipment

	B 90 R Classic Bp/Pack	B 90 R Adv Bp/Pack
Roller brush	■	–
Disc brushes	–	■
Splash guard	■	■
Pre-sweeping attachment	■	–
Easy brush replacement	■	■
Order No.	2.763-002.0 /-004.0/-006.0	2.763-001.0/-003.0/-005.0
Price		

■ Included in delivery.

You will find the extensive range of original Kärcher accessories on pages 188-211.

B 90 R: tailored to your needs.

The ride-on scrubber drier that you can equip to meet your individual requirements. Choose the equipment level that you want, as you would when buying a new car, then select the required working width for your application: 55 cm, 65 cm or 75 cm. Different scrubbing techniques (roller or disc) and various suction bar lengths and designs are on offer.



Equipment: with/without detergent metering, display setting options, or basic.



With efficient battery and built-in charger.



Choose one of three working widths.



Straight or curved suction bars are available to fit your tastes and floor conditions.



B 90 R

Technical data		
Working width, brush	mm	550/650/750
Working width, vacuum	mm	850/940
Tank fresh/dirty water	l	90/90
Max. area coverage	m ² /h	3300–4500
Brush rotation speed	rpm	180/600–1300
Brush contact pressure	g/cm ²	20–35/200–315
Battery voltage	V	24
Battery capacity	Ah	180
Motor rating	W	2200
Container	l	5–7
Weight without battery	kg	149 ¹⁾ + brush head
Weight with battery	kg	269 ¹⁾ + brush head
Dimensions (L x W x H)	mm	1450x800x1200

Equipment	
Roller brush	<input type="checkbox"/>
Disc brush	<input type="checkbox"/>
Traction drive	<input checked="" type="checkbox"/>
Battery and charger included	<input type="checkbox"/>
Automatic water stop	<input checked="" type="checkbox"/>
DOSE	<input type="checkbox"/>
Curved suction bar	<input type="checkbox"/>
Straight suction bar	<input type="checkbox"/>
2-tank system	<input checked="" type="checkbox"/>
Bump guard	<input checked="" type="checkbox"/>
Order No. basic unit	1.161-000.2
Price	

■ Included in delivery. □ Optional. ¹⁾May vary depending on the equipment.



The B 90 R is available in different working widths, with disc or roller brushes, and the matching suction bars. Therefore the machine can be tailored to each customer's preferences and requirements.

Configuration options	Description	Price
Equipment kits		
Classic Pack	<ul style="list-style-type: none"> ■ Batteries (180 Ah, maintenance-free) ■ On-board charger for 180 Ah batteries 	
Adv	<ul style="list-style-type: none"> ■ Setting via display: 2 fan speed modes, language selection, pre-setting of max. cleaning speed ■ Settings: Brush overtravel time, test modes for service ■ FACT (for roller heads) 	
Adv Pack	<ul style="list-style-type: none"> ■ Setting via display: 2 fan speed modes, language selection, pre-setting of max. cleaning speed ■ Settings: Brush overtravel time, test modes for service ■ FACT (for roller heads) ■ Batteries (180 Ah, maintenance-free) ■ On-board charger for 180 Ah batteries 	
DOSE	<ul style="list-style-type: none"> ■ Setting via display: 2 fan speed modes, language selection, pre-setting of max. cleaning speed, DOSE settings ■ Settings: Brush overtravel time, test modes for service ■ FACT (for roller heads) ■ DOSE detergent metering ■ Deep floor cleaner RM 69, 2.5 litre 	
DOSE Pack	<ul style="list-style-type: none"> ■ Setting via display: 2 fan speed modes, language selection, pre-setting of max. cleaning speed, DOSE settings ■ Settings: Brush overtravel time, test modes for service ■ FACT (for roller heads) ■ DOSE detergent metering ■ Deep floor cleaner RM 69, 2.5 litre ■ Batteries (180 Ah, maintenance-free) ■ On-board charger for 180 Ah batteries 	
Brush heads		
550 mm, roller	<ul style="list-style-type: none"> ■ Working width 550 mm ■ 2 roller brushes of 532 mm each ■ Sweeping attachment 	<ul style="list-style-type: none"> ■ Reaches the right-hand wall ■ Comprises 2 red roller brushes ■ Fast brush changeover
550 mm, disc	<ul style="list-style-type: none"> ■ Working width 550 mm ■ 2 discs of 300 mm each 	<ul style="list-style-type: none"> ■ Reaches the right-hand wall ■ Comprises 2 red roller brushes ■ Fast brush changeover
650 mm, roller	<ul style="list-style-type: none"> ■ Working width 650 mm ■ 2 roller brushes of 638 mm each ■ Sweeping attachment 	<ul style="list-style-type: none"> ■ Reaches the right-hand wall ■ Comprises 2 red roller brushes ■ Fast brush changeover
650 mm, disc	<ul style="list-style-type: none"> ■ Working width 650 mm ■ 2 discs of 355 mm each 	<ul style="list-style-type: none"> ■ Reaches the right-hand wall ■ Comprises 2 red roller brushes ■ Fast brush changeover
750 mm, roller	<ul style="list-style-type: none"> ■ Working width 750 mm ■ 2 roller brushes of 700 mm each ■ Sweeping attachment 	<ul style="list-style-type: none"> ■ Reaches the walls on both sides ■ Comprises 2 red roller brushes ■ Fast brush changeover
750 mm, disc	<ul style="list-style-type: none"> ■ Working width 750 mm ■ 2 discs of 385 mm each 	<ul style="list-style-type: none"> ■ Reaches the walls on both sides ■ Comprises 2 red roller brushes ■ Fast brush changeover
Suction bar		
	<ul style="list-style-type: none"> ■ Straight suction bar, suitable for max. 650 mm working width 	
	<ul style="list-style-type: none"> ■ Curved suction bar, suitable for max. 650 mm working width 	
	<ul style="list-style-type: none"> ■ Straight suction bar, suitable for max. 750 mm working width 	
	<ul style="list-style-type: none"> ■ Curved suction bar, suitable for max. 750 mm working width 	

The time-saving alternative to manually-operated machines.

Kärcher is making things easier with two ride-on scrubber driers. The machines feature a narrow build and are the most manoeuvrable of their class. They can move through narrow doors and passageways, e.g. in supermarkets. They also feature a tight turning radius and can be used for long periods of time without interruption.



Long running times

The battery capacity is rated for long periods of operation. The battery has been placed in the middle of the housing to improve handling characteristics.



Comfort

The back rest is individually adjustable to the size of the user in order to provide comfort and make long working intervals without tiring oneself out possible.



Strong drive

The power drive of the machine negotiates inclines of up to 15% even when fully loaded.



Precise dosage

The DOSE cleaning agent metering system applies the cleaning agent uniformly as needed for the degree of soiling.



Fast and easy changeover

Changing the roller brushes is very easy. It does not involve any small parts that might get lost.



Easy to clean

When the water rail at the R heads is soiled, simply pull it out from the outside and clean it – a matter of minutes.



Fast brush changeover

To change the disc brushes, simply step on the pedal to release them from their coupling.



Flexible brush heads

The brush heads, roller or disc, are available in working widths of 75 cm or 90 cm for the widest variety of applications, and they can be quickly changed without tools.

DOSE
Demand orientated supply of detergent

FACT
Flexible Application Control Technology

Depending on the type of device



B 140 R Bp/Bp Pack

- Straight or curved squeegee
- Tight turning radius
- Select between working widths of 750 mm or 900 mm
- Includes stable adjustable fender



B 140 R Dose Bp/Bp Pack

- Straight or curved squeegee
- Includes cleaning agent metering
- Select between working widths of 750 mm or 900 mm
- Includes stable adjustable fender

Technical data

		B 140 R Bp/Bp Pack	B 140 R Dose Bp/Bp Pack
Working widths of brushes	mm	750/900	750/900
Working width, vacuum ¹⁾	mm	940/1060	940/1060
Tank fresh/dirty water	l	140/140	140/140
Max. area coverage	m ² /h	4500-5400	4500-5400
Battery	V/Ah	24/- / 24/240 / 24/400	24/- / 24/240 / 24/400
Traction motor	W	600	600
Weight	kg	200/395/520	200/395/520
Dimensions (LxWxH)	mm	1550x870x1500	1550x870x1500

Equipment

Roller brush	<input type="checkbox"/>	<input type="checkbox"/>
Disc brush	<input type="checkbox"/>	<input type="checkbox"/>
Automatic water stop	■	■
Battery and charger included	<input type="checkbox"/> ²⁾ / <input type="checkbox"/> ³⁾	<input type="checkbox"/> ²⁾ / <input type="checkbox"/> ³⁾
FACT	■ ⁴⁾	■ ⁴⁾
DOSE	-	■
Order No.	1.246-001.0/-003.0/-005.0	1.246-002.0/-004.0/-006.0
Price		

■ Included in delivery. □ Optional. ¹⁾ Please order suction bar separately. ²⁾ 240 Ah, low-maintenance. ³⁾ 400 Ah, low-maintenance. ⁴⁾ Combined with brush head R.



Brush heads R 75/R 90

- 2 counter-rotating roller brushes
- Scrubbing and sweeping in one go
- High scrubbing power



Brush heads D 75/D 90

- 2 disc brushes
- With integrated splash guard
- Simple brush release

Technical data

		Brush heads R 75/R 90	Brush heads D 75/D 90
Working widths	mm	750/900	750/900
Speed	rpm	600-1300	180
Length of cord access.	W	2 x 600/2 x 750	2 x 600
Weight	kg	30/37	35/44
Contact pressure	g/cm ²	200-315/175-275	20-35
Swept volume	l	7/9	-
Dimensions (L x W x H)	mm	810 x 520 x 280 / 910 x 520 x 280	810 x 490 x 280 / 980 x 590 x 280

Equipment

Roller brush	■	-
Disc brushes	-	■
Splash guard	■	■
Pre-sweeping attachment	■	-
Easy brush replacement	■	■
Order No.	2.763-006.0/-007.0	2.763-005.0/-008.0
Price		

You will find the extensive range of original Kärcher accessories on pages 188-211.

Premium class: for industrial cleaning.

These scrubber driers can handle the highest demands. This is guaranteed by a robust tubular steel frame. The battery capacity is rated for very long operation. Accordingly, the large tank supplies the machine for a long time. With their sweep-vacuum units, the BR/BD 100/250 and BR/BD 120/250 R I are dual-purpose machines for sweep-vacuuming and scrub-vacuuming.



Tough and robust

A robust tubular steel frame and steel bumper provide the machine with all-round protection. This vastly increases the service life of the machine.



Integrated brush unit

Sweeping before wet cleaning is usually unnecessary since the integrated brush unit cleans away the dirt.



Very small turning radius

With a turning radius of only 2.21 m, this ride-on scrubber drier can turn between two shelves.



Higher capacity

The BR 120/250 has a 20% higher surface capacity because of its larger working width.



Sweep-vacuuming and scrub-vacuuming

The independently mounted sweep-vacuum attachment collects even larger quantities of dust and dirt without having to sweep beforehand.



High battery capacity

For very long running times. The battery is low-maintenance and the machine features a central filling system for distilled water.



For continuous operation

The additional flat pleated filter is rot-proof, thus providing the machine with long-term protection.



Precise dosage

The DOSE cleaning agent metering system applies the cleaning agent uniformly as needed for the degree of soiling.



BR 100/250 R Bp/Bp Pack

- Robust steel frame
- Integrated sweeping attachment
- Straight or curved squeegee¹⁾



BD 100/250 R Bp/Bp Pack

- Disc brush technology
- Robust steel frame
- Straight or curved squeegee¹⁾



BR 120/250 R Bp/Bp Pack

- Big scrubbing width
- Cleaning right up to the edge
- Straight or curved squeegee¹⁾



BR 100/250 R I Bp/Bp Pack

- Sweeps and scrubs in a single pass
- 3 roller brush speeds
- Straight or curved suction bar¹⁾



BD 100/250 R I Bp/Bp Pack

- Sweeps and scrubs in a single pass
- Floating sweeping attachment
- Long periods of uninterrupted operation



BR 120/250 R I Bp/Bp Pack

- Big scrubbing width
- Cleaning right up to the edge
- Straight or curved suction bar¹⁾

Technical data

Working width, brush	mm	1000	1000	1200	mm	1000	1000	1200
Working width, vacuum	mm	1160	1160	1400	mm	1160	1160	1400
Tank fresh/dirty water	l	250/250	250/250	250/250	l	250/250	250/250	250/250
Max. area performance	m ² /h	6000	6000	7200	m ² /h	6000	6000	7200
Brush rotation speed	rpm	600-1200	140	600-1200	rpm	600-1200	140	600-1200
Brush contact pressure	g/cm ²	260	35	230	g/cm ²	260	35	230
Battery	V/Ah	36/-/36/630	36/-/36/630	36/-/36/630	V/Ah	36/-/36/630	36/-/36/630	36/630
Motor rating	W	5200	4600	5200	W	6900	6500	6900
Container	l	20	-	24	l	60	60	60
Weight	kg	500/1250	500/1250	530/1270	kg	700/1450	700/1450	1470
Dimensions (L x W x H)	mm	1900x1060x1550	1900x1060x1550	1900x1260x1550	mm	2730 x 1060 x 1550	2400 x 1060 x 1550/2730x1060x1550	2730x1260x1550

Equipment

Roller brush	■	-	■	■	-	■
Disc brush	-	■	-	-	■	-
Battery and charger included	□/■	□/■	□/■	□/■	□/■	■
DOSE	□	□	□	□	□	□
Integrated sweeping attachment	■	-	■	■	-	■
Adjustable steering wheel	■	■	■	■	■	■
Vacuum sweeping unit (including side brushes)	-	-	-	■	■	■
Order No.	1.480-111.0/-121.0	1.480-211.0/-221.0	1.480-113.0/-122.0	1.480-311.0/-321.0	1.480-411.0/-421.0	1.480-322.0
Price						

■ Included in delivery. □ Optional. ¹⁾Please order suction bar separately.